




IRRIGATION P.I.P

MEETS ASTM D1784 CELL CLASS 12454; GASKETS MEET ASTM F477;
JOINTS MEET ASTM D3139.



APPLICATIONS

JM Eagle's Irrigation PIP pipes can be used for:

- Underground pipe mains and laterals for permanent, solid-set sprinkler irrigation systems using hand move, drag line or fixed sprinkler laterals; and mechanical move systems such as center-pivot, self-propelled sprinkler units, "big gun" sprinklers or tower-mounted sprinkler booms.
- Underground pipe mains for flood, furrow or drip irrigation systems.
- Underground tail water return (pump back) lines for recovery of water runoff from flood or furrow irrigation systems.

DESCRIPTION

JM Eagle's PIP irrigation pipe is made in compliance with industry-accepted irrigation pipe standards. It is produced in accordance with the Natural Resources Conservation Service NRCS 430-DD specification and dimensionally complies with Annex A1 of ASTM D2241.

The pipe is available in DR 64 (63 psi), DR 51 (80 psi), DR 41 (100 psi), and DR 32.5 (125 psi). The design of the pipe allows for a long-term 2-to-1 safety factor at the marked capacity of the pipe.

The standard laying length of Irrigation PIP PVC water pipe is 20 feet.

The pipe can be directed to most existing irrigation equipment. It can also be connected to IPS cast- or ductile-iron fittings with the appropriate adapters and/or transition fittings.

JM Eagle Irrigation PIP pipe comes with Ring-Tite joints. JM Eagle gaskets meet or exceed ASTM D3139 for joint tightness, including a 22-inch Hg vacuum for one hour, under deflection with no leakage.

Also available in 15-inch Solvent Weld for elevator sleeving.

BENEFITS

Due to its long laying lengths of 20 feet, Irrigation PIP PVC water pipe reduces the cost of multiple joints and allows for more ground to be covered during installation. Irrigation PIP pipe:

- Maintains performance against tuberculation, corrosion and external galvanic soil conditions without lining wrapping, coating or cathodic protection.
- Keeps its smooth interior over long years of service with virtually no loss in carrying capacity, allowing for savings in pumping costs, as well as savings on the size of the pipe required.
- Can be field-cut with a power saw or ordinary handsaw without the use of expensive or complicated machinery.



IRRIGATION P.I.P

SUBMITTAL AND DATA SHEET

JM EAGLE'S RING-TITE JOINT OFFERS ADDITIONAL BENEFITS.

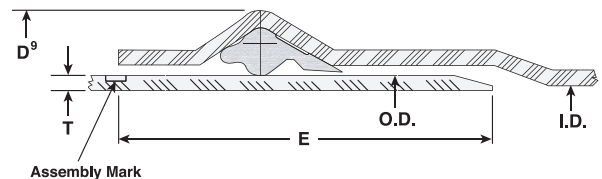
- Seated in a deep groove, the flexible elastomeric gasket provides a tight seal that protects the line from shock, vibration and earth movement, and compensates for expansion and contraction of the pipe lengths.
- Quick and easy to assemble with a simple push, there's no field mixing or application of cement.
- The joint remains tight under normal operating conditions.

PIPE SIZE (IN)	AVERAGE O.D. (IN)	NOM. I.D. (IN)	MIN. T. (IN)	MIN. E (IN)	APPROX. D ⁹ (IN)	APPROX WEIGHT (LBS/FT)
Rated 125 psi (SDR 32.5)*						
6	6.140	5.74	0.189	4.81	6.90	2.40
8	8.160	7.63	0.251	5.52	9.16	4.16
10	10.200	9.53	0.314	6.64	11.46	6.53
12	12.240	11.44	0.377	7.02	13.75	9.43
15	15.300	14.30	0.471	7.25	17.18	14.86
18	18.701	17.48	0.575	8.00	21.00	22.27
21	22.047	20.61	0.678	9.50	24.76	31.03
24	24.803	23.19	0.763	9.60	27.86	41.06
27	27.593	26.12	0.860	10.10	31.41	51.41

* Prior to ordering or specifying, please consult JM Eagle™ for product and/or listing availability.

** O.D. dimensions conform to plastic irrigation pipe (P.I.P.) sizes. Consult JM Eagle for 160 psi product.

PIPE SIZE (IN)	AVERAGE O.D.** (IN)	NOM. I.D. (IN)	MIN. T. (IN)	MIN. E (IN)	APPROX. D ⁹ (IN)	APPROX. WEIGHT (LBS/FT)
Rated 63 psi (SDR 64)*						
15	15.300	14.79	0.239	7.25	16.26	7.76
18	18.701	18.08	0.292	9.12	19.87	11.26
Rated 80 psi (SDR 51)*						
6	6.140	5.89	0.120	4.81	6.62	1.52
8	8.160	7.82	0.160	5.52	8.80	2.69
10	10.200	9.78	0.200	6.64	11.00	4.21
12	12.240	11.73	0.240	7.02	13.20	6.08
15	15.300	14.66	0.300	7.25	16.50	9.56
18	18.701	17.92	0.366	8.00	20.17	14.69
21	22.047	21.13	0.432	9.50	23.78	20.45
24	24.803	23.77	0.486	9.60	26.75	26.32
27	27.953	26.79	0.548	10.10	30.15	33.88
Rated 100 psi (SDR 41)*						
6	6.140	5.82	0.150	4.81	6.74	1.88
8	8.160	7.74	0.199	5.52	8.96	3.23
10	10.200	9.67	0.249	6.64	11.20	5.22
12	12.240	11.61	0.299	7.02	13.44	7.54
15	15.300	14.51	0.373	7.25	16.79	11.84
18	18.701	17.73	0.456	8.00	20.52	17.92
21	22.047	20.91	0.538	9.50	24.20	24.99
24	24.803	23.52	0.605	9.60	27.22	32.68
27	27.953	26.51	0.682	10.10	30.69	42.12



I.D. : Inside Diameter
 O.D. : Outside Diameter
 T. : Wall Thickness
 D⁹ : Bell Outside Diameter
 E : Distance between Assembly Mark to the end of spigot.

Product Standard: NRCS-430-DD
 ASTM D2241 ANNEX
 Pipe Compound: ASTM D1784 Cell Class 12454
 End Finish: Belled End
 Pipe Length: 20 feet laying length
 Installation: JM Eagle™ Installation Guide

IRRIGATION

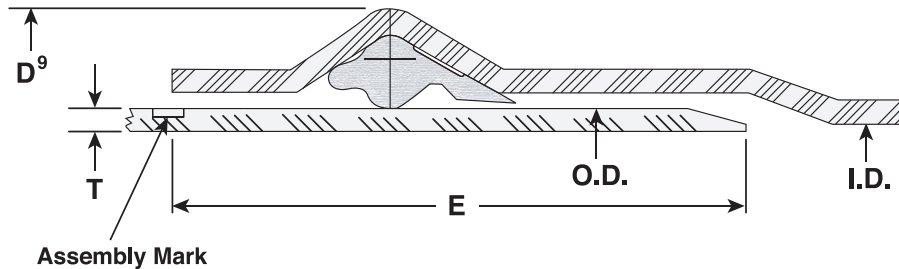
SUBMITTAL AND DATA SHEET

PIPE SIZE (IN)	AVERAGE O.D.** (IN)	NOM. I.D. (IN)	MIN. T. (IN)	MIN. E (IN)	APPROX. D ⁹ (IN)	APPROX. WEIGHT (LBS/FT)
Rated 63 psi (SDR 64)*						
15	15.300	14.79	0.239	7.25	16.26	7.76
18	18.701	18.08	0.292	9.12	19.87	11.26
Rated 80 psi (SDR 51)*						
6	6.140	5.89	0.120	4.81	6.62	1.52
8	8.160	7.82	0.160	5.52	8.80	2.69
10	10.200	9.78	0.200	6.64	11.00	4.21
12	12.240	11.73	0.240	7.02	13.20	6.08
15	15.300	14.66	0.300	7.25	16.50	9.56
18	18.701	17.92	0.366	8.00	20.17	14.69
21	22.047	21.13	0.432	9.50	23.78	20.45
24	24.803	23.77	0.486	9.60	26.75	26.32
27	27.953	26.79	0.548	10.10	30.15	33.88
Rated 100 psi (SDR 41)*						
6	6.140	5.82	0.150	4.81	6.74	1.88
8	8.160	7.74	0.199	5.52	8.96	3.23
10	10.200	9.67	0.249	6.64	11.20	5.22
12	12.240	11.61	0.299	7.02	13.44	7.54
15	15.300	14.51	0.373	7.25	16.79	11.84
18	18.701	17.73	0.456	8.00	20.52	17.92
21	22.047	20.91	0.538	9.50	24.20	24.99
24	24.803	23.52	0.605	9.60	27.22	32.68
27	27.953	26.51	0.682	10.10	30.69	42.12

PIPE SIZE (IN)	AVERAGE O.D. (IN)	NOM. I.D. (IN)	MIN. T. (IN)	MIN. E (IN)	APPROX. D ⁹ (IN)	APPROX WEIGHT (LBS/FT)
Rated 125 psi (SDR 32.5)*						
6	6.140	5.74	0.189	4.81	6.90	2.40
8	8.160	7.63	0.251	5.52	9.16	4.16
10	10.200	9.53	0.314	6.64	11.46	6.53
12	12.240	11.44	0.377	7.02	13.75	9.43
15	15.300	14.30	0.471	7.25	17.18	14.86
18	18.701	17.48	0.575	8.00	21.00	22.27
21	22.047	20.61	0.678	9.50	24.76	31.03
24	24.803	23.19	0.763	9.60	27.86	41.06
27	27.593	26.12	0.860	10.10	31.41	51.41

* Prior to ordering or specifying, please consult JM Eagle™ for product and/or listing availability.

** O.D. dimensions conform to plastic irrigation pipe (P.I.P.) sizes.



I.D. : Inside Diameter
 O.D. : Outside Diameter
 T : Wall Thickness
 D⁹ : Bell Outside Diameter
 E : Distance between Assembly Mark to
 the end of spigot.

Product Standard: NRCS-430-DD
 ASTM D2241 ANNEX
 Pipe Compound: ASTM D1784 Cell Class 12454
 End Finish: Belled End
 Pipe Length: 20 feet laying length
 Installation: JM Eagle™ Installation Guide