

FEBRUARY 2012

STANDARD PERFORATION PATTERN FOR EAGLE CORR PE™ *

STANDARD PERFORATION PATTERN

JM Eagle manufactures its Eagle Corr PE pipe in accordance with AASHTO M252 and M294 perforation patterns and requirements. Eagle Corr PE pipe diameters 4 inch through 10 inch (100 mm to 250 mm) conform to AASHTO M252 Class II (slot) perforation patterns while 12 inch through 60 inch

(300 mm to 1500 mm) diameters conform to AASHTO M294 Class I (circular). The perforations are made in the valley of the pipe corrugations. The perforation type, dimension, number of rows, pattern and nominal water inlet area can be found in Table 1 below.

Table 1

AASHTO PERFORATION PATTERN							
NOMINAL ID IN (MM)	CLASS	PERFORATION TYPE	LENGTH OR DIAMETER IN (MM)	WIDTH IN (MM)	NO. OF ROWS OF PERFORATIONS	PERFORATION PATTERN	NOMINAL WATER INLET AREA (IN ² /FT)
4 (100)	Class II	Slot	0.984 (25.00)	0.118 (2.88)	3	A	6.46
6 (150)	Class II	Slot	0.984 (25.00)	0.118 (2.88)	3	A	5.36
8 (200)	Class II	Slot	1.181 (30.00)	0.118 (2.88)	3	A	5.17
10 (250)	Class II	Slot	1.181 (30.00)	0.118 (2.88)	3	A	3.89
12 (300)	Class I	Circular	0.375 (9.53)	-	6	B	4.10
15 (375)	Class I	Circular	0.375 (9.53)	-	6	B	3.07
18 (450)	Class I	Circular	0.375 (9.53)	-	6	B	2.57
24 (600)	Class I	Circular	0.375 (9.53)	-	8	C	3.42
30 (750)	Class I	Circular	0.375 (9.53)	-	8	C	2.73
36 (900)	Class I	Circular	0.375 (9.53)	-	16	D	4.10
42 (1050)	Class I	Circular	0.375 (9.53)	-	16	D	4.10
48 (1200)	Class I	Circular	0.375 (9.53)	-	16	D	4.10
60 (1500)	Class I	Circular	0.375 (9.53)	-	16	D	2.73

* Also applicable to Eagle Green PE.

PERFORATION CONFIGURATIONS

Figure A: Class II

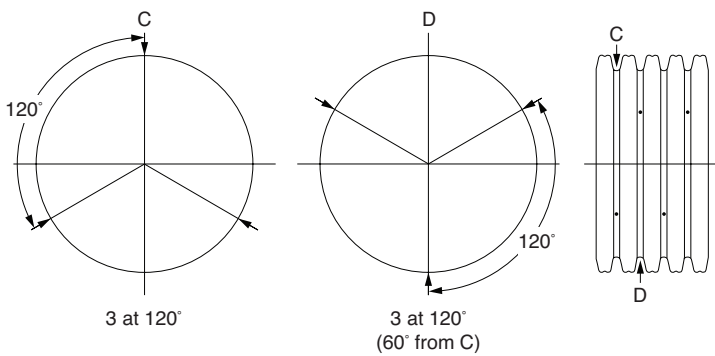


Figure B: Class I

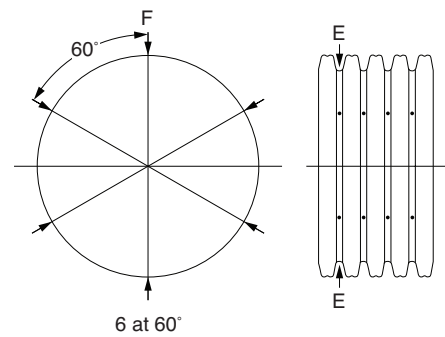


Figure C: Class I

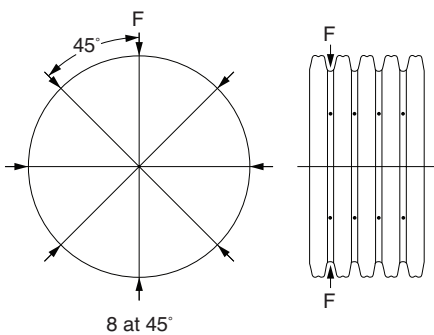


Figure D: Class I

