



MODERN
INFRASTRUCTURE
MADE IN AMERICA

WATERWORKS PVC/PE
Product One-Sheets

NOVEMBER 2025



**MODERN
INFRASTRUCTURE**
MADE IN AMERICA

LEADING PVC, PE & ABS PIPE MANUFACTURER IN THE WORLD

- Enough pipe produced annually to circle the globe 12 times.
- In business since 1982, under consistent family ownership.
- Workforce of over 1,200 employees and revenue exceeding \$2 billion.
- 17 manufacturing plants in the U.S., plus 2 strategically located distribution centers.
- A 100-truck fleet and Ascending Eagle ensure fast, reliable shipments—delivered by the people who make the pipe.
- Combines advanced product technology with state-of-the-art automation to ensure industry-leading quality.

ONE STOP SHOP

We are the only plastic pipe manufacturer that makes everything

- Average Plant Manager tenure is 24 years.
- Offers every type of plastic pipe from PVC, to PE, to ABS.
- Widest range of high-grade, high-performance plastic pipes in the industry.
- Strength lies in both product diversity and a skilled, diverse workforce nationwide.

Our Partnership

- Meets evolving market needs to stay competitive in plumbing, electrical, and infrastructure sectors.
- Supports American jobs and local economies through domestic production and distribution.
- Committed to delivering life's essentials with eco-friendly, reliable pipe products that support health and quality of life worldwide.



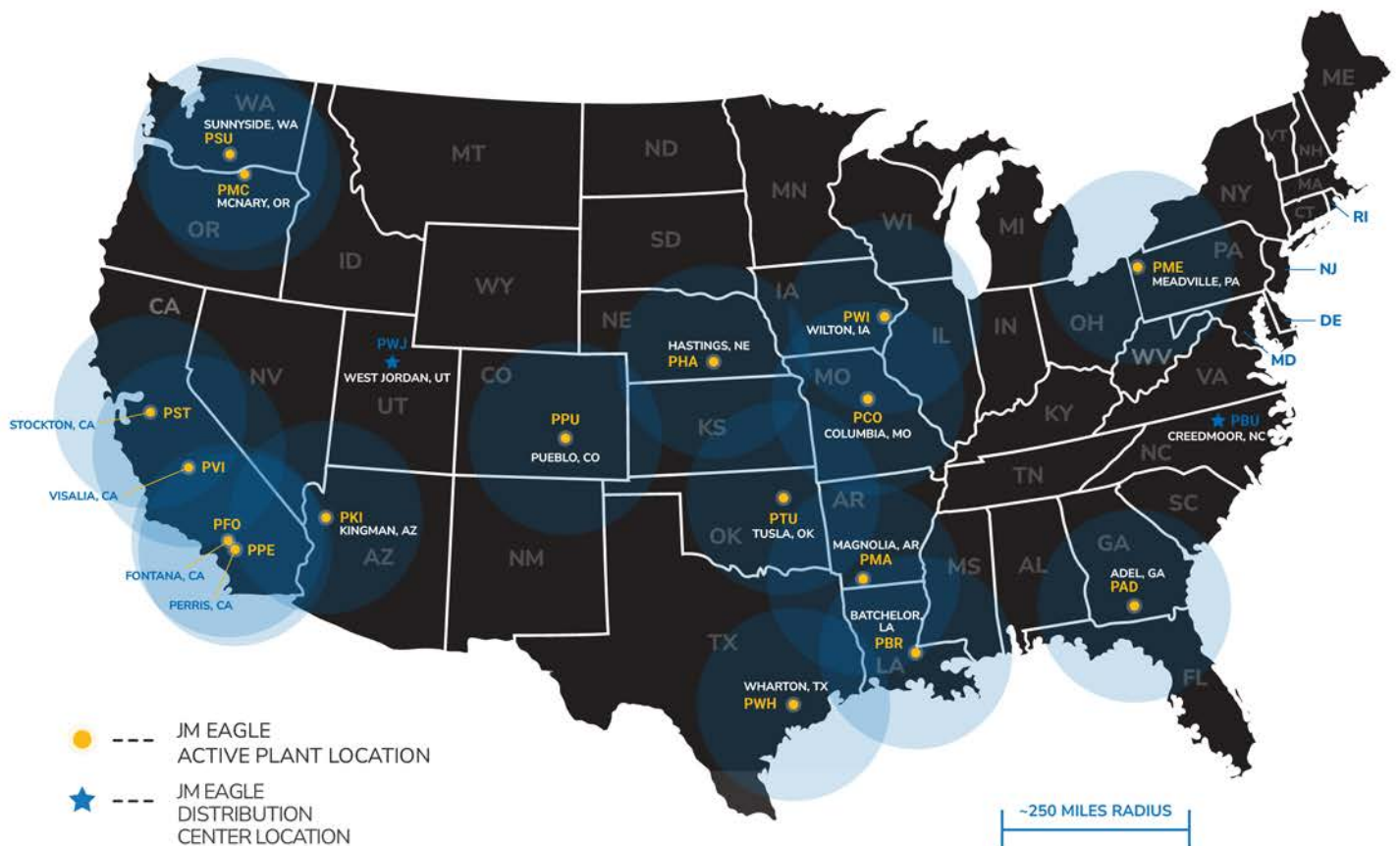
SCAN HERE 
TO EXPLORE JM EAGLE





MODERN
INFRASTRUCTURE
MADE IN AMERICA

STRATEGIC MANUFACTURING LOCATIONS





THE INTERSECTION OF EXCELLENCE

LARGEST SELECTION

The only manufacturer offering every type of plastic pipe, from PVC, PE to ABS, serving diverse needs.



BEST VALUE

Innovative high-quality products, sustainably manufactured and offered at competitive prices.

SERVICE

Reliable, on-time delivery backed by Ascending Eagle Trucks and a focus on service, reliability, and consistency. Clear communication and reliable, consistent product stocks create a customer-first approach.



TEAM



WALTER WANG JR.

Executive Vice President
of Sales, Marketing, HR & IT

5200 W. Century Blvd.
Los Angeles, CA 90045
310.693-8200



CHUCK CLARK

Senior Vice President
of Production & Engineering

5200 W. Century Blvd.
Los Angeles, CA 90045
310.693-8200
ChuckClark@JMEagle.com



ARRON DEL FAVERO

Senior Sales Manager,
Waterworks

5200 W. Century Blvd.
Los Angeles, CA 90045
310.693.8200 x 7906
973-477-9095
ArronDelFavero@JMEagle.com



MARIO CAMPOS

Sales Manager,
Waterworks

310-693-8200 x7794
MarioCampos@jmeagle.com

WATERWORK SALES TEAM: 310-693-8411



Account Managers



HEMZEH ABDELMUTI
Account Manager

310-693-8200x7931
HemzehAbdelmuti@JMEagle.com



MELVIN ARANDA
Account Manager

310-693-8200x7911
MelvinAranda@JMEagle.com



JESSE ARMENDARIZ
Account Manager

310-693-8200x7936
JesseArmendariz@JMEagle.com



MARCUS ARMENDARIZ
Account Manager

310-693-8200x7921
MarcusArmendariz@JMEagle.com



MIKE BURNETTA
Account Manager

310-693-8200x7953
MikeBurnetta@JMEagle.com



KRISTOFF HAMILTON
Account Manager

310-693-8200x7951
KristoffHamilton@JMEagle.com

WATERWORK SALES TEAM: 310-693-8411



TIM HOHN
Account Manager

310-693-8200x7926
TimHohn@JMEagle.com



COLLIN KEOSHIAN
Account Manager

310-693-8200x7932
CollinKeoshian@JMEagle.com



JEFFREY LEE
Account Manager

310-693-8200x7920
JeffreyLee@JMEagle.com



JACK MEDINA
Account Manager

310-693-8200x7916
JackMedina@JMEagle.com



JORGE PEREZ
Account Manager

310-693-8200x7933
JorgePerez@JMEagle.com



RANDY TORRES
Account Manager

310-693-8200x7922
RandyTorres@JMEagle.com



ROBERT WANG
Account Manager

310-693-8200x7917
RobertWang@JMEagle.com



PABLO LOPEZ
Account Manager

310-693-8200x7923
PabloLopez@JMEagle.com

WATERWORK SALES TEAM: 310-693-8411



Product One Sheets

1. Blue Brute C900
2. Ultra Blue Seismic
3. Ultra Blue PVCO C909
4. Eagle Loc900RL
5. IPS Pressure / Ring-Tite
6. IPS Ultra Blue PVCO
7. Gravity Sewer
8. HDPE Water / Sewer IPS
9. HDPE Water / Sewer DIPS
10. HDPE Water / Sewer IPS/CTS
11. Pure Core
12. Eagle Green PE
13. WAC15





WATERWORK DIVISION

BLUE BRUTE C900

PRESSURE-RATED PVC PIPE

Product One Sheet >

Blue Brute | C900

PRESSURE-RATED PVC PIPE



MADE IN AMERICA



AWWA C900, CSA B137.3
ASTM D1784 Cell Class 12454
ANSI/NSF 61/14, UL 1285

GASKETS: ASTM F477

JOINTS: ASTM D3139

MARKETS



POTABLE



IRRIGATION



RECLAIM



SEWER

DESCRIPTION



BLUE BRUTE C900

Nominal Laying Length:

20 feet

(Laying length tolerances are in accordance with approval standards.)

PIPE SIZES

4" 6" 8" 10" 12"
14" 16" 18" 20" 24"
30" 36" 42" 48"

PIPE COLOR

BLUE

GREEN

PURPLE

WHITE

AWWA C900

305 psi	DR 14
235 psi	DR 18
200 psi	DR 21
165 psi	DR 25
125 psi	DR 32.5
100 psi	DR 41
80 psi	DR 51

NOTE: FM Approvals Pressure Class 185 psi for DR18 and 250 psi for DR14.

CSA B137.3

309 psi	DR 14
235 psi	DR 18
167 psi	DR 25



BENEFITS



INSTALLATION

- Field-cut with a power saw or handsaw; bevel without complicated machinery.
- Does not need lining, wrapping, coating, or cathodic protection to prevent galvanic corrosion

FEATURES

- Corrosion resistant, safe, long-lasting, and stable solution for a modern infrastructure.
- Consistency in carrying capacity (flow coefficient, C-150), for savings in pumping cost, and size of the pipe.

*50 year warranty only applicable to C900/Eagle Loc 900, C909, AWWA C901/C906. Check www.jmeagle.com/warranty for full details.

SUBMITTAL AND DATA SHEET

PIPE SIZE (IN)	AVG. O.D. (ID)	NOM. I.D. (IN)	MIN. T. (IN)	APPROX. E ¹	APPROX. E ²	APPROX. D ³	APPROX. WGT (LBS/FT)
PRESSURE CLASS: 305 psi (DR 14)							
PIPE STIFFNESS: 815 psi							
4	4.80	4.07	0.343	4.50	5.50	6.365	3.183
6	6.90	5.86	0.493	5.25	6.25	8.887	6.590
8	9.05	7.68	0.646	6.25	7.25	11.499	11.373
10	11.10	9.42	0.793	7.25	8.25	14.072	17.192
12	13.20	11.20	0.943	8.25	9.25	16.570	24.410
16	17.40	14.85	1.242	7.25	8.75	21.637	42.901
18	19.50	16.57	1.393	7.75	9.25	24.193	54.503
20	21.60	18.35	1.543	8.75	10.25	26.797	67.194
24	25.80	21.89	1.843	9.75	11.25	31.950	95.501
PRESSURE CLASS: 235 psi (DR 18)							
PIPE STIFFNESS: 364 psi							
4	4.80	4.23	0.267	4.50	5.50	6.204	2.520
6	6.90	6.09	0.383	5.25	6.25	8.654	5.208
8	9.05	7.98	0.503	6.25	7.25	11.195	9.006
10	11.10	9.79	0.617	7.25	8.25	13.699	13.605
12	13.20	11.65	0.733	8.25	9.25	16.125	19.299
14	15.30	13.50	0.850	6.25	8.00	18.603	26.133
16	17.40	15.35	0.967	7.25	8.75	21.135	33.959
18	19.50	17.20	1.083	7.75	9.25	23.832	42.722
20	21.60	19.06	1.200	8.75	10.25	26.107	52.687
24	25.80	22.76	1.433	9.75	11.25	31.089	75.781
30	32.00	28.23	1.778	11.50	13.50	38.264	116.601
36	38.30	33.83	2.128	13.25	15.25	40.198	168.442
42	44.50	39.30	2.473	15.50	17.50	46.609	229.995

SUBMITTAL AND DATA SHEET

PIPE SIZE (IN)	AVG. O.D. (ID)	NOM. I.D. (IN)	MIN. T. (IN)	APPROX. E ¹	APPROX. E ²	APPROX. D ³	APPROX. WGT (LBS/FT)
PRESSURE CLASS: 200 psi (DR 21)							
PIPE STIFFNESS: 224 psi							
14	15.30	13.75	0.729	6.50	8.00	18.347	22.772
16	17.40	15.64	0.829	7.25	8.75	20.097	29.328
18	19.50	17.53	0.929	7.75	9.25	23.505	36.943
20	21.60	19.42	1.029	8.75	10.25	25.744	45.574
24	25.80	23.19	1.229	9.75	11.25	30.656	65.498
30	32.00	28.77	1.524	11.50	13.50	37.725	100.678
36	38.30	34.43	1.824	13.25	15.25	44.753	145.427
42	44.50	40.05	2.119	15.50	17.50	46.213	198.604
PRESSURE CLASS: 165 psi (DR 25)							
PIPE STIFFNESS: 129 psi							
4	4.80	4.39	0.192	4.50	5.50	6.045	1.842
6	6.90	6.31	0.276	5.25	6.25	8.427	3.814
8	9.05	8.28	0.362	6.25	7.25	10.896	6.588
10	11.10	10.16	0.444	7.25	8.25	13.332	9.952
12	13.20	12.08	0.528	8.25	9.25	15.690	14.130
14	15.30	14.00	0.612	6.50	8.00	18.089	19.093
16	17.40	15.92	0.696	7.25	8.75	20.561	24.796
18	19.50	17.85	0.780	7.75	9.25	23.190	31.215
20	21.60	19.77	0.846	8.75	10.25	25.395	38.479
24	25.80	23.61	1.032	9.75	11.25	30.239	55.382
30	32.00	29.29	1.280	11.50	13.50	37.208	85.155
36	38.30	35.05	1.532	13.25	15.25	44.134	122.988
42	44.50	40.73	1.780	15.50	17.50	51.560	167.724
48*	50.80	46.49	2.032	16.50	18.50	58.393	219.722

SUBMITTAL AND DATA SHEET

PIPE SIZE (IN)	AVG. O.D. (ID)	NOM. I.D. (IN)	MIN. T. (IN)	APPROX. E ¹	APPROX. E ²	APPROX. D ³	APPROX. WGT (LBS/FT)
PRESSURE CLASS: 125 psi (DR 32.5)							
PIPE STIFFNESS: 67 psi							
14	15.30	14.30	0.471	6.50	8.00	17.799	14.819
16	17.40	16.27	0.535	7.25	8.75	20.219	19.223
18	19.50	18.23	0.600	7.75	9.25	22.808	24.214
20	21.60	20.10	0.665	8.75	10.25	24.973	29.862
24	25.80	24.12	0.794	9.75	11.25	29.734	42.963
30	32.00	29.91	0.985	11.50	13.50	36.582	66.082
36	38.30	35.80	1.178	13.25	15.25	43.383	95.370
42	44.50	41.62	1.369	15.50	17.50	50.814	130.045
48	50.80	47.49	1.563	16.50	18.50	57.399	169.490
PRESSURE CLASS 100: psi (DR 41)							
PIPE STIFFNESS: 28 psi							
14	15.30	14.52	0.373	6.50	8.00	17.599	11.805
16	17.40	16.51	0.424	7.25	8.75	19.992	15.322
18	19.50	18.50	0.476	7.75	9.25	22.555	19.333
20	21.60	20.49	0.527	8.75	10.25	24.691	23.802
24	25.80	24.48	0.629	9.75	11.25	29.397	34.228
30	32.00	30.35	0.780	11.50	13.50	36.163	52.632
36	38.30	36.30	0.934	13.25	15.25	42.885	76.028
42	44.50	42.18	1.085	15.50	17.50	50.108	103.646
48	50.80	48.14	1.239	16.50	18.50	44.753	135.801
PRESSURE CLASS: 80 psi (DR 51)							
PIPE STIFFNESS: 14 psi							
30	32.00	30.35	0.627	11.50	13.50	35.836	42.492
36	38.30	36.30	0.751	13.25	15.25	42.478	61.389
42	44.50	42.18	0.872	15.50	17.50	49.652	83.644
48	50.80	48.14	0.996	16.50	18.50	56.217	109.614

Blue Brute | C900

PRESSURE-RATED PVC PIPE



PRODUCT STANDARD

ANSI/AWWA C900

CSA DR14*, DR18*,
B137.3* DR25* (4"-24")*

INTEGRAL BELL JOINT

ASTM D3139

Manning Coefficient (n) = 0.009
Hazen-Williams Coefficient (c) = 150

NOMINAL LAYING LENGTH

20 feet

(Laying length tolerances are in accordance with AWWA and ASTM standards.)

PIPE COMPOUND

ASTM D1784 Cell Class 12454

GASKET

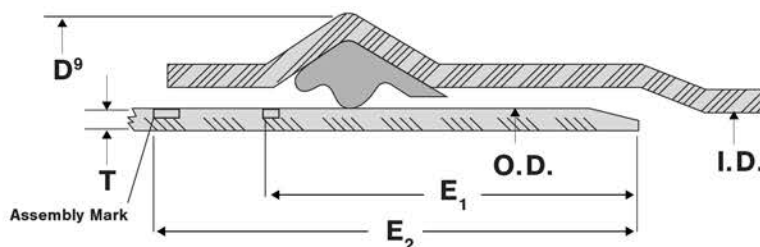
ASTM F477

CERTIFICATION

ANSI/NSF 61
ANSI/NSF 14
UL1285 (DR 14,18,25, up to 24")
FM 1612* (DR 14/DR 18; 4-12")
CSA B137.3* (DR14,18,25; 4-24")

INSTALLATION

JM Eagle™ Ultra Blue Brute
Installation Guide



I.D. - Inside Diameter

O.D. - Outside Diameter

T - Wall Thickness

D⁹ - Bell Outside Diameter

E₁ - Distance between
1st Insertion/Assembly Mark
to the end of the spigot.

E₂ - Distance between
2nd Insertion/Assembly Mark
to the end of the spigot.





WATERWORK DIVISION

ULTRA BLUE SEISMIC PVCO C909

SEISMIC RESISTANT BIAXIALY
ORIENTED PVC WATER PIPE

Product One Sheet >

Ultra Blue Seismic PVCO | C909

SEISMIC RESISTANT BIAXIALLY ORIENTED PVC WATER PIPE



MADE IN AMERICA



AWWA C909 ASTM D1784 Cell Class 12454
UL 1285, ANSI/NSF 61,
ANSI/NSF 14 CSA B137.3.1

GASKETS: ASTM F714

JOINTS: ASTM D3139

MARKETS



SEISMIC



POTABLE



SEWER



RECLAIM

DESCRIPTION



ULTRA BLUE SEISMIC PVCO C909

Nominal Laying Length: **20 feet**

(Laying length tolerances are in accordance with AWWA and ASTM standards)

PIPE SIZES

6" 8" 10" 12" 16" 24"

PIPE COLOR

BLUE

GREEN

PURPLE

C10D (AWWA C909)

305 psi

235 psi



BENEFITS

INSTALLATION

- Bell geometry engineered specifically for seismic applications.
- Up to 75% lighter than ductile iron for equivalent sizes, allowing for safe and simple installation.
- Field-cut with a power saw or handsaw; bevel without complicated machinery.
- No lining, wrapping, coating, or cathodic protection is needed to prevent galvanic corrosion.

FEATURES

- Break, crush, and notch resistant.
- Great impact strength, tensile strength is 77% higher compared to regular PVC.
- Consistency in carrying capacity (flow coefficient, C-150), for savings in pumping and material costs.
- PVCO holds a hydrostatic design basis (HDB) of 7,100 psi vs. 4,000 psi for conventional PVC.



*50 year warranty only applicable to C900/Eagle Loc 900, C909, AWWA C901/C906. Check www.jmeagle.com/warranty for full details.

Ultra Blue Seismic PVCO | C909

SEISMIC RESISTANT BIAXIALLY ORIENTED PVC WATER PIPE



SUBMITTAL AND DATA SHEET

CIOD (AWWA C909)

PIPE SIZE (IN)	AVG. O.D. (ID)	NOM. I.D. (IN)	MIN. T. (IN)	APPROX. E¹	APPROX. E²	APPROX. D³	APPROX. WGT (LBS/FT)
PRESSURE CLASS: 305 psi*							
6	6.90	6.30	0.284	8.25	9.25	8.755	3.969
8	9.05	8.26	0.373	9.75	10.75	11.170	6.879
10	11.10	10.13	0.457	10.00	11.00	13.697	10.358
12	13.20	12.05	0.544	12.50	13.50	16.037	14.764
16	17.40	15.85	0.717	11.50	12.50	19.600	25.550
24	25.80	23.57	1.063	16.25	17.25	33.050	57.613
PRESSURE CLASS: 235 psi*							
6	6.90	6.43	0.221	8.25	9.25	8.607	3.118
8	9.05	8.44	0.290	9.75	10.75	11.001	5.399
10	11.10	10.35	0.356	10.00	11.00	13.491	8.145
12	13.20	12.31	0.423	12.50	13.50	15.790	11.590
16	17.40	16.19	0.557	11.50	12.50	19.280	20.039
24	25.80	24.06	0.827	16.25	17.25	29.960	45.250

PRODUCT STANDARD

ANSI/AWWA C909

PIPE COMPOUND:

ASTM D1784 Cell Class 12454

INSTALLATION

JM Eagles™ Blue Brute/Big Blue
/Ultra Blue Installation Guide

GASKET

ASTM F477

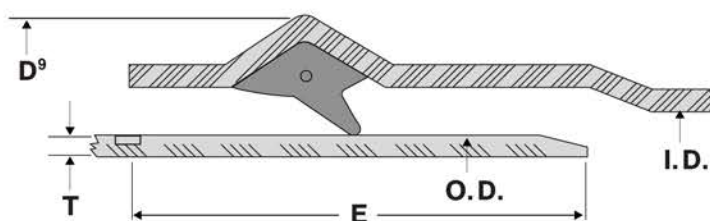
CERTIFICATION

ANSI/NSF 61
* NSF 14
* UL1285
CSA B137.3.1

NOMINAL LAYING LENGTH

20 feet

(Laying length tolerances are
in accordance with AWWA
and ASTM standards.)



- I.D.** - Inside Diameter
- O.D.** - Outside Diameter
- E** - Distance between Assembly Marks
and the end of the spigot.
- T** - Wall Thickness
- D⁹** - Bell Outside Diameter





WATERWORK DIVISION

ULTRA BLUE PVCO C909

BIAXIALLY ORIENTED PVC WATER PIPE

Product One Sheet >

Ultra Blue PVCO | C909

BIAXIALLY ORIENTED PVC WATER PIPE



MADE IN AMERICA



AWWA C909 UL 1285,
ANSI/NSF 61/14

MARKETS



POTABLE



RECLAIM



SEWER

DESCRIPTION



ULTRA BLUE PVCO C909

Nominal Laying Length: **20 feet**

(Laying length tolerances are in accordance with AWWA and ASTM standards)

PIPE SIZES:

6" 8" 10" 12" 16"

PIPE COLOR

BLUE

GREEN

PURPLE

CIOD (AWWA C909)

305 psi

235 psi

165 psi



BENEFITS



INSTALLATION

- Lightweight, great for manual installation; no pipe puller needed.
- Field-cut with a power saw or handsaw; bevel without complicated machinery.
- No lining, wrapping, coating, or cathodic protection is needed to prevent galvanic corrosion.

FEATURES

- Break, crush, and notch resistant.
- Great impact strength, tensile strength is 77% higher compared to traditional PVC.
- Corrosion resistant, safe, long-lasting and stable solution for a modern infrastructure.
- Consistency in carrying capacity (flow coefficient, C=150), for savings in pumping and material costs.

*50 year warranty only applicable to C900/Eagle Loc 900, C909, AWWA C901/C906. Check www.jmeagle.com/warranty for full details.

Ultra Blue PVCO | C909

BIAXIALLY ORIENTED PVC WATER PIPE



SUBMITTAL AND DATA SHEET

CIOD (AWWA C909)

PIPE SIZE (IN)	AVG. O.D. (ID)	NOM. I.D. (IN)	MIN. T. (IN)	APPROX. E ¹	APPROX. E ²	APPROX. D ³	APPROX. WGT (LBS/FT)
PRESSURE CLASS: 305 psi							
PIPE STIFFNESS: 178 psi							
6	6.90	6.30	0.284	5.00	6.00	8.750	4.057
8	9.05	8.26	0.373	5.75	6.75	11.075	7.755
10	11.10	10.13	0.457	6.50	7.50	13.625	10.790
12	13.20	12.05	0.544	7.00	8.00	15.950	15.300
16	17.40	15.85	0.717	11.50	12.50	19.600	25.550
24	25.80	23.57	1.063	16.25	17.25	33.050	57.613
PRESSURE CLASS: 235 psi							
PIPE STIFFNESS: 81 psi							
6	6.90	6.43	0.221	5.00	6.00	8.500	3.443
8	9.05	8.44	0.290	5.75	6.75	10.900	5.873
10	11.10	10.35	0.356	6.50	7.50	13.375	8.480
12	13.20	12.31	0.423	7.00	8.00	15.650	11.983
16	17.40	16.19	0.557	11.50	12.50	19.280	20.039
24	25.80	24.06	0.827	16.25	17.25	29.960	45.250
PRESSURE CLASS: 165 psi							
PIPE STIFFNESS: 28 psi							
16	17.40	16.55	0.395	9.00	10.00	20.110	15.030

PRODUCT STANDARD

ANSI/AWWA C909

PIPE COMPOUND

ASTM D1784 Cell Class 12454

INSTALLATION

JM Eagles™ Blue Brute/Big Blue /Ultra Blue Installation Guide

GASKET

ASTM F477

INTEGRAL BELL JOINT

ASTM D3139

CERTIFICATION

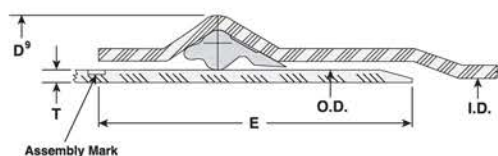
ANSI/NSF 61
ANSI/NSF 14
UL1285

NOMINAL LAYING LENGTH

20 feet

(Laying length tolerances are in accordance with AWWA and ASTM standards.)

Manning Coefficient (n) = 0.009
Hazen-Williams Coefficient (c) = 150



I.D. - Inside Diameter

O.D. - Outside Diameter

T - Wall Thickness

D³ - Bell Outside Diameter

E - Distance between Assembly Mark and the end of the spigot.





WATERWORK DIVISION

EAGLE LOC 900RL

PRESSURE-RATED PVC PIPE
INTERNAL RESTRAINED JOINT

Product One Sheet >

Eagle Loc900RL

PRESSURE-RATED PVC PIPE INTERNAL RESTRAINED JOINT



MADE IN AMERICA



AWWA C900 PIPE UL 1285 LISTED
FM 1612, ASTM D1784 Cell Class 12454
ANSI/NSF 61

MARKETS



POTABLE



IRRIGATION



RECLAIM



SEWER

DESCRIPTION



EAGLE LOC900

Nominal Laying Length:

20 feet

(Laying length tolerances are in accordance with AWWA and ASTM standards)

PIPE SIZES

4" 6" 8" 10"
12" 16" 24"

PIPE COLOR

BLUE

GREEN

PURPLE

WHITE

EAGLE LOC 900RL™ RESTRAINING TECHNOLOGY

STAINLESS LOCKING SEGMENTS

Locking segments engage progressively as load increases.

RIEBERLOK GASKET

Proprietary seal tolerates dimensional variation of pipe bells and deflection.

AWWA C900

305 psi	(DR 14)
235 psi	(DR 18)
165 psi	(DR 25)

NOTE: FM Approvals Pressure Class 185 psi for DR18 and 250 psi for DR14.



BENEFITS



INSTALLATION

- Feasible for multiple applications: open-trench and casing applications.
- Easy installation: simple push-on assembly.
- Field-cut with a power saw or handsaw: bevel without complicated machinery.
- Eagle insertion stop prevents over-belling/over-insertions.

FEATURES

- Unaffected by corrosive elements: sewer gas, sulfuric acid, alkaline, or acidic soils.
- Consistency in carrying capacity (flow coefficient, C=150), for savings in pumping and size of pipe.
- Does not need lining wrapping, coating or cathodic protection to prevent galvanic corrosion.

*50 year warranty only applicable to C900/Eagle Loc 900, C909, AWWA C901/C906. Check www.jmeagle.com/warranty for full details.

SUBMITTAL AND DATA SHEET

PIPE SIZE (IN)	AVG. O.D. (IN)	NOM. I.D. (IN)	MIN. T. (IN)	APPROX. E ¹	APPROX. E ²	APPROX. D ⁹	APPROX. WGT (LBS/FT)
PRESSURE CLASS: 305 psi (DR 14)							
PIPE STIFFNESS: 815 psi							
4	4.80	4.07	0.343	4.50	5.50	6.365	3.183
6	6.90	5.86	0.493	5.25	6.25	8.887	6.590
8	9.05	7.68	0.646	6.25	7.25	11.499	11.373
10	11.10	9.42	0.793	7.25	8.25	14.072	11.373
12	13.20	11.20	0.943	8.25	9.25	16.570	24.410
16	17.40	14.85	1.242	7.25	8.75	21.637	42.901
24	25.80	21.893	1.843	9.75	11.25	31.958	98.33
PRESSURE CLASS: 235 psi (DR 18)							
PIPE STIFFNESS: 364 psi							
4	4.80	4.23	0.267	4.50	5.50	6.204	2.520
6	6.90	6.09	0.383	5.25	6.25	8.654	5.208
8	9.05	7.98	0.503	6.25	7.25	11.195	9.006
10	11.10	9.79	0.617	7.25	8.25	13.699	13.065
12	13.20	11.65	0.733	8.25	9.25	16.125	19.299
16	17.40	15.35	0.967	7.25	8.75	21.135	33.959
24	25.80	22.762	1.433	9.75	11.25	31.089	77.97
PRESSURE CLASS: 165 psi (DR 25)							
PIPE STIFFNESS: 129 psi							
4	4.80	4.39	0.192	4.50	5.50	6.045	1.842
6	6.90	6.31	0.276	5.25	6.25	8.427	3.814
8	9.05	8.28	0.362	6.25	7.25	10.896	6.588
10	11.10	10.16	0.444	7.25	8.25	13.332	9.952
12	13.20	12.08	0.528	8.25	9.25	15.69	14.130
16	17.40	15.92	0.696	7.25	8.25	20.561	24.796
24	25.80	23.612	1.032	9.75	11.25	30.239	56.98

Eagle Loc900RL

PRESSURE-RATED PVC PIPE INTERNAL RESTRAINED JOINT



SUBMITTAL AND DATA SHEET

PRODUCT STANDARD

AWWA C900 Pipe UL 1285 Listed

CERTIFICATION

ANSI/NSF 61,
FM 1612 (DR 14, 18, 4"-12")

NOMINAL LAYING LENGTH

20 feet

(Laying length tolerances
are in accordance with AWWA
and ASTM standards.)

PIPE COMPOUND

ASTM D1784 Cell Class 12454

INSTALLATION

JM Eagle™ Eagle Loc 900RL
Installation Guide

Manning Coefficient (n) = 0.009
Hazen-Williams Coefficient (c) = 150



I.D. - Inside Diameter
O.D. - Outside Diameter
D⁹ - Bell Outside Diameter
R - Reiber Gasket
T - Grip Ring
E - Distance between
Assembly Marks and
the end of the spigot.





WATERWORK DIVISION

IPS PRESSURE / RING-TITE

PRESSURE-RATED PVC PIPE

Product One Sheet >

IPS Pressure | Ring-Tite

PRESSURE-RATED PVC PIPE



MADE IN AMERICA



ASTM D2241
ASTM D1784 Cell Class 12454
ANSI/NSF 61/14, Uniform Plumbing Code

GASKETS: ASTM F477

JOINTS: ASTM D3139

MARKETS



POTABLE



IRRIGATION



RECLAIM



SEWER



PLUMBING

DESCRIPTION



IPS PRESSURE - RING TITE

Nominal Laying Length:

20 feet

(Laying length tolerances are in accordance with ASTM standards)

PIPE SIZES

1½" 2" 2½" 3" 4"
5" 6" 8" 10" 12"

PIPE COLOR

BLUE

GREEN

PURPLE

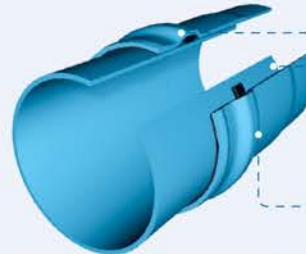
WHITE

RING-TITE JOINT

Flexible elastomeric Rieber® locked-in gasket provides a tight seal that protects and compensates for expansion, contraction, vibration, or other movements.

Quick and easy to assemble with a simple push, there's no field mixing or application of cement.

Meets or exceeds ASTM D3219 for joint tightness, including a 22-inch Hg vacuum and a 25-foot head pressure test.



• Rieber® sealing ring provides tight, flexible seal.

• Spigot pipe ends are supplied from the factory with bevels.

• The bell is an integral part of the pipe length with the same strength.

ASTM D2241

63 psi	SDR 64
100 psi	SDR 41
125 psi	SDR 32.5
160 psi	SDR 26
200 psi	SDR 21
250 psi	SDR 17

BENEFITS

INSTALLATION

- Lightweight, great for manual installation.
- Field-cut with a power saw or handsaw; bevel without complicated machinery.
- Does not need lining, wrapping, coating, or cathodic protection to prevent galvanic corrosion.

FEATURES

- Unaffected by corrosive elements: sewer gas, sulfuric acid, alkaline, or acidic soils.
- Consistency in carrying capacity (flow coefficient, C=150), for savings in pumping and material costs.



SUBMITTAL AND DATA SHEET

PIPE SIZE (IN)	AVG. O.D. (IN)	NOM. I.D. (IN)	MIN. T. (IN)	AVG. E. (IN)	APPROX. D ³	APPROX. WGT (LBS/FT)
PRESSURE CLASS: 250 psi (SDR 17)*						
PIPE STIFFNESS: 437 psi						
1½	1.900	1.641	0.112	3.575	2.39	0.416
2	2.375	2.078	0.140	3.825	2.94	0.652
2½	2.875	2.517	0.169	4.075	3.55	0.96-
3	3.500	3.063	0.206	4.325	4.32	1.416
4	4.500	3.938	0.265	4.625	5.56	2.350
6	6.625	5.603	0.390	5.325	8.19	5.097
8	8.625	7.553	0.508	6.025	10.66	8.668
10	10.750	9.410	0.632	6.825	13.28	13.514
12	12.750	11.160	0.750	8.225	15.75	19.147
PRESSURE CLASS: 200 psi (SDR 21)*						
PIPE STIFFNESS: 224 psi						
1½	1.900	1.709	0.090	3.575	2.26	0.339
2	2.375	2.135	0.113	3.825	2.83	0.527
2½	2.875	2.585	0.137	4.075	3.42	0.781
3	3.500	3.146	0.167	4.325	4.17	1.155
4	4.500	4.046	0.214	4.625	5.36	1.904
6	6.625	5.955	0.316	5.325	7.89	4.161
8	8.625	7.754	0.410	6.025	10.27	7.090
10	10.750	9.667	0.511	6.825	12.79	10.964
12	12.750	11.465	0.606	8.225	15.17	15.525
PRESSURE CLASS: 160 psi (SDR 26)*						
PIPE STIFFNESS: 115 psi						
1½	1.900	1.745	0.073	3.575	2.19	0.277
2	2.375	2.182	0.091	3.825	2.74	0.429
2½	2.875	2.642	0.110	4.075	3.32	0.634
3	3.500	3.214	0.135	4.325	4.04	0.948
4	4.500	4.133	0.173	4.625	5.19	1.554
5	5.563	5.109	0.214	4.750	6.42	2.40-
6	6.625	6.084	0.225	5.325	7.65	3.376
8	8.625	7.921	0.332	6.025	9.95	5.739
10	10.750	9.874	0.413	6.825	12.40	8.984
12	12.750	11.711	0.490	8.225	14.71	12.673

SUBMITTAL AND DATA SHEET

PIPE SIZE (IN)	AVG. O.D. (IN)	NOM. I.D. (IN)	MIN. T. (IN)	AVG. E. (IN)	APPROX. D ⁹	APPROX. WGT (LBS/FT)
PRESSURE CLASS: 125 psi (SDR 32.5)*						
PIPE STIFFNESS: 57 psi						
2	2.374	2.220	0.073	3.825	2.67	0.350
2½	2.875	2.688	0.088	4.075	3.23	0.511
3	3.500	3.271	0.108	4.325	3.93	0.764
4	4.500	4.207	0.138	4.625	5.05	1.249
5	5.563	5.200	0.171	4.750	6.25	2.00-
6	6.625	6.193	0.204	5.325	7.44	2.749
8	8.625	8.063	0.265	6.025	9.69	4.664
10	10.750	10.048	0.331	6.825	12.07	7.298
12	12.750	11.919	0.392	8.225	14.32	10.320
PRESSURE CLASS: 100 psi (SDR 41)*						
PIPE STIFFNESS: 28 psi						
4	4.500	4.267	0.110	4.625	4.94	1.011
5	5.563	5.27	0.136	4.750	6.10	1.60-
6	6.625	6.282	0.162	5.325	7.27	2.197
8	8.625	8.180	0.210	6.025	9.47	3.717
10	10.750	10.195	0.262	6.825	11.80	5.811
12	12.750x	12.091	0.311	8.225	13.99	8.236
PRESSURE CLASS: 63 psi (SDR 64)*						
PIPE STIFFNESS: 7 psi						
6	6.625	6.40	0.104	5.325	7.20	1.60-
8	8.625	8.33	0.135	6.025	9.30	2.40-
10	10.750	10.39	0.168	6.825	11.50	3.80-
12	12.750	12.32	0.199	8.225	13.80	5.30-

IPS Pressure | Ring-Tite

PRESSURE-RATED PVC PIPE



SUBMITTAL AND DATA SHEET

PRODUCT STANDARD

ASTM D2241

GASKET

ASTM F477

CERTIFICATIONS

ANSI/NSF 61, ANSI/NSF 14*,
Uniform Plumbing Code*
CSA B137.3

PIPE COMPOUND

ASTM D1784 Cell Class 12454

INTEGRAL BELL JOINT

ASTM D3139

NOMINAL LAYING LENGTH

20/22 feet

(Laying length tolerances are in accordance with ASTM standards.)

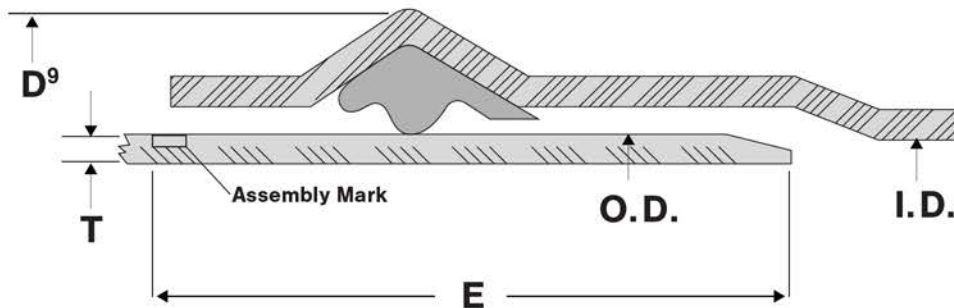
Manning Coefficient (n) = 0.009 - Hazen-Williams Coefficient (c) = 150

*Supply may vary based on plant location. Please call regarding availability.

*This item is also available with an Eagle Loc Joint. Please call for more details.

INSTALLATION

JM Eagle™ IPS Pressure Installation Guide



I.D. - Inside Diameter

E - Distance between
Assembly Marks
and the end of the spigot.

T - Minimum Wall
Thickness

D⁹ - Bell Outside Diameter

O.D. - Outside Diameter





WATERWORK DIVISION

IPS ULTRA BLUE PVCO

BIAXIALLY ORIENTED PVC WATER PIPE

Product One Sheet >

IPS Ultra Blue PVCO

BIAXIALLY ORIENTED PVC WATER PIPE



MADE IN AMERICA



ASTM F1483
ANSI/NSF 61/14

GASKETS: ASTM F477

JOINTS: ASTM D3139

MARKETS



POTABLE



SEWER



RECLAIM

DESCRIPTION



ULTRA BLUE PVCO

Nominal Laying Length: 20 feet

IPS (ASTM F1483) PIPE SIZES:

6" 8" 10" 12"

PIPE COLOR

BLUE

GREEN

PURPLE

IPS (ASTM F1483)

200 psi



BENEFITS

INSTALLATION

- Lightweight, great for manual installation; no pipe puller needed.
- Field-cut with a power saw or handsaw; bevel without complicated machinery.
- No lining, wrapping, coating, or cathodic protection is needed to prevent galvanic corrosion.

FEATURES

- Break, crush, and notch resistant.
- Great impact strength, tensile strength is 77% higher compared to regular PVC.
- Corrosion resistant, safe, long-lasting and stable solution for a modern infrastructure.
- Consistency in carrying capacity (flow coefficient, C=150), for savings in pumping and material costs.



IPS Ultra Blue PVCO

BIAXIALLY ORIENTED PVC WATER PIPE



SUBMITTAL AND DATA SHEET

IPS (ASTM F1483)

PIPE SIZE (IN)	AVG. O.D. (ID)	NOM. I.D. (IN)	MIN. T. (IN)	APPROX. E ¹	APPROX. E ²	APPROX. D ⁹	APPROX. WGT (LBS/FT)
PRESSURE CLASS: 200 psi*							
PIPE STIFFNESS: 48 psi							
6	6.625	6.24	0.182	4.25	5.25	8.125	2.5030
8	8.625	8.13	0.236	4.25	5.25	10.250	4.200
10	10.75	10.13	0.295	5.00	6.00	12.250	6.370
12	12.75	12.02	0.349	5.25	6.25	14.750	8.930

PRODUCT STANDARD

ASTM F1483

GASKET

ASTM F477

CERTIFICATION

ANSI/NSF 61
ANSI/NSF 14

PIPE COMPOUND

ASTM D1784 Cell Class 12454

INTEGRAL BELL JOINT

ASTM D3139

NOMINAL LAYING LENGTH

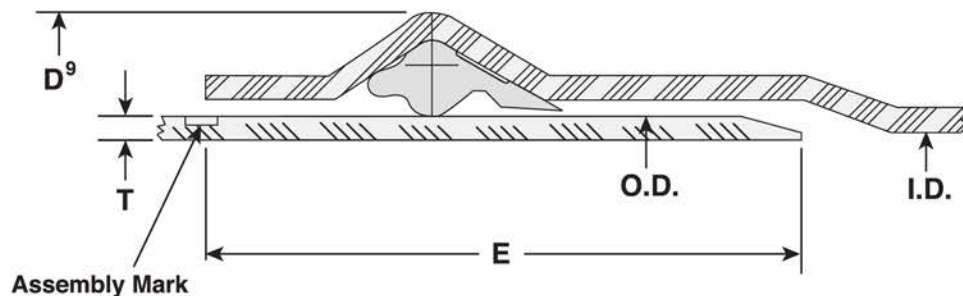
20 feet

(Laying length tolerances are in accordance with AWWA and ASTM standards.)

INSTALLATION

JM Eagle™ Blue Brute/Big Blue
/Ultra Blue Installation Guide

Manning Coefficient (n) = 0.009
Hazen-Williams Coefficient (c) = 150



I.D. - Inside Diameter
O.D. - Outside Diameter

T - Wall Thickness
D⁹ - Bell Outside Diameter

E - Distance between Assembly Mark
and the end of the spigot.





WATERWORK DIVISION

GRAVITY SEWER

NON-PRESSURE-RATED PVC PIPE

Product One Sheet >

Gravity Sewer

NON-PRESSURE-RATED PVC PIPE



MADE IN AMERICA



ASTM D3034
CSA B182.2
ASTM D1784 Cell Class 12454/12364

GASKETS: ASTM F477

JOINTS: ASTM D3212

MARKETS



SEWER

DESCRIPTION



GRAVITY SEWER

Nominal Laying Length:

14/20 feet

(Laying length tolerances are in accordance with ASTM and/or CSA standards.)

ASTM D3034 TYPE PSM SIZES:

4" 6" 8" 10" 12" 15" 18"
21" 24" 27" 30" 36" 42" 48"

PIPE COLOR

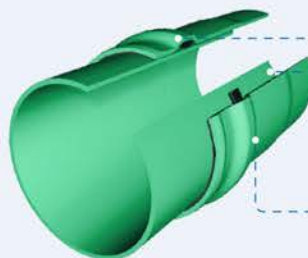
GREEN

RING-TITE JOINT

Flexible elastomeric Rieber® locked-in gasket provides a tight seal that protects and compensates for expansion, contraction, vibration, or other movements.

Quick and easy to assemble with a simple push, there's no field mixing or application of cement.

Meets or exceeds ASTM D3212 for joint tightness, including a 22-inch Hg vacuum and a 25-foot head pressure test.



• Rieber® sealing ring provides tight, flexible seal.

• Spigot pipe ends are supplied from the factory with bevels.

• The bell is an integral part of the pipe length with the same strength

CSA B182.2

SDR 35 (PS 46)

SDR 26 (PS 115)

ASTM D3034

SDR 35 (PS 46)

SDR 26 (PS 115)

BENEFITS

INSTALLATION

- Lightweight, great for manual installation.
- Field-cut with a power saw or handsaw; bevel without complicated machinery.
- Does not need lining, wrapping, coating, or cathodic protection to prevent galvanic corrosion.

FEATURES

- Unaffected by corrosive elements, sewer gas, sulfuric acid, alkaline, or acidic soils.
- Resistance to abrasion, gouging, and scouring.



*50 year warranty only applicable to C900/Eagle Loc 900, C909, AWWA C901/C906. Check www.jmeagle.com/warranty for full details.

Gravity Sewer

NON-PRESSURE-RATED PVC PIPE



SUBMITTAL AND DATA SHEET

ASTM D3034 TYPE PSM GRAVITY SEWER PIPE

PIPE SIZE (IN)	AVG. O.D. (IN)	NOM. I.D. (IN)	MIN. T. (IN)	MIN. E' (IN)	APPROX. D ⁹	APPROX. WGT (LBS/FT)
SDR 35						
PIPE STIFFNESS: 46 psi						
4	4.215	3.975	0.120	3.75	4.695	1.051
6	6.275	5.915	0.180	2.37	6.995	2.365
8	8.400	7.920	0.240	5.00	9.360	4.216
10	10.500	9.900	0.300	6.25	11.700	6.663
12	12.500	11.780	0.360	6.50	13.940	9.510
15	15.300	14.426	0.437	7.50	17.048	14.215
18	18.701	17.564	0.536	7.37	20.845	21.426
21	22.047	20.707	0.632	8.25	24.575	29.830
24	24.803	23.295	0.711	9.12	27.647	37.940
27	27.953	26.254	0.801	10.00	31.157	48.408
30 CIOD	32.000	30.055	0.917	12.75	35.612	63.393
36 CIOD	38.300	35.972	1.098	13.87	42.816	91.905
42 CIOD	44.500	41.794	1.276	15.75	49.604	125.687
48 CIOD	50.800	47.713	1.456	16.62	56.624	164.489
SDR 26						
PIPE STIFFNESS: 115 psi						
4	4.215	3.891	0.162	3.75	4.863	1.404
6	6.275	5.793	0.241	2.37	7.239	3.124
8	8.400	7.754	0.323	5.00	9.692	5.616
10	10.500	9.692	0.404	6.25	12.116	8.850
12	12.500	11.538	0.481	6.50	14.424	12.580
15	15.300	14.124	0.588	7.50	17.652	18.932
18	18.701	17.174	0.720	7.37	21.581	28.394
21	22.047	20.247	0.849	8.25	25.443	39.803
24	24.803	22.776	0.956	9.12	28.627	50.495
27	27.953	25.669	1.077	10.00	32.261	64.647
30 CIOD	32.000	29.386	1.233	12.75	36.348	84.372
36 CIOD	38.300	35.173	1.475	13.87	45.438	122.210
42 CIOD	44.500	40.866	1.714	15.75	51.356	167.120
48 CIOD	50.800	46.651	1.957	16.62	58.628	218.844

Gravity Sewer

NON-PRESSURE-RATED PVC PIPE



SUBMITTAL AND DATA SHEET

PRODUCT STANDARD

ASTM D3034 Type PSM (4"-48")
CSA B182.2 (PS46, 4" - 24")

GASKET

ASTM F477

INSTALLATION

JM Eagle™ Gravity Sewer
Installation Guide.

PIPE COMPOUND

ASTM D1784 Cell Class 12454/12364

INTEGRAL BELL JOINT

ASTM D3212

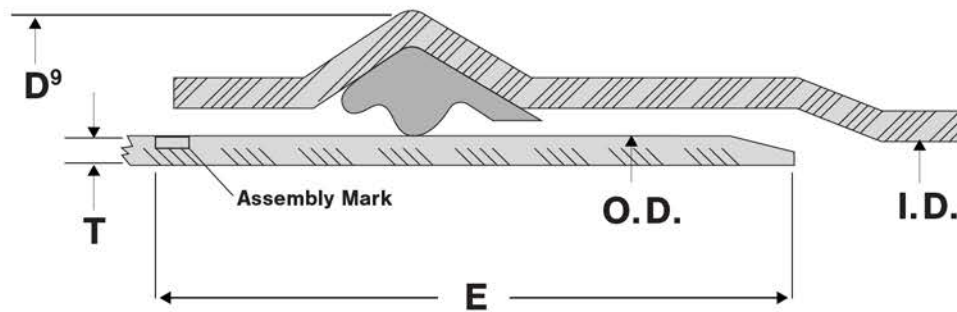
NOMINAL LAYING LENGTH

14/20 feet

(Laying length tolerances are
in accordance with ASTM and/or
CSA standards.)

Manning Coefficient (n) = 0.009
Hazen-Williams Coefficient (c) = 150

*Please call regarding availability.



I.D. - Inside Diameter

E - Distance between
Assembly Marks and
the end of the spigot.

T - Minimum Wall
Thickness

D⁹ - Bell Outside Diameter

O.D. - Outside Diameter





HDPE

HDPE WATER/SEWER IPS

PRESSURE-RATED PE PIPE

[Product One Sheet >](#)

HDPE Water/Sewer | IPS



MADE IN AMERICA

PRESSURE-RATED PE PIPE



ANSI/AWWA C906, ASTM F714, FM1613
ASTM D3350 Cell Class 445574C/E (CC3-Potable water only FM1613),
PPI (TR-4) PE 4710 ANSI/NSF 61/14

MARKETS



POTABLE

IRRIGATION



RECLAIM

SEWER



DRAINAGE

REHABILITATION



FIRE PROTECTION

DESCRIPTION

Standard HDPE



Coiled HDPE



HDPE WATER/SEWER - IPS

Nominal Laying Length:

40/50 feet

(Laying length tolerances are in accordance with AWWA and ASTM standards)

PIPE SIZES

4", 5", 6", 7", 8", 10",
12", 14", 16", 18", 20",
22", 24", 26", 28", 30",
32", 34", 36", 42", 48",
54", 63"

PIPE COLOR

BLACK

ADDITIONAL OPTIONS

Perforated*: 4", 5", 6", 7", 8"

Coil*: 4", 5", 6"

BLACK W/ COLOR STRIPES:

BLACK/BLUE BLACK/GREEN
BLACK/PURPLE

ADDITIONAL COLOR OPTIONS

GREY

AWWA C906

DR 7	335 psi
DR 9	250 psi
DR 11	200 psi
DR 13.5	160 psi
DR 17	125 psi

AWWA C906

DR 19	111 psi
DR 21	100 psi
DR 26	80 psi
DR 32.5	63 psi
DR 41	50 psi



BENEFITS



INSTALLATION

- Lightweight, with long laying length, great for easy transportation and installation.
- Pipe applicable for open-trench and slip-lining installation.

FEATURES

- Extremely durable, corrosive, gouging and abrasion resistant.
- Features 100 years design life per Florida DOT.
- Great flexibility, and highly suitable for earthquake-prone areas.
- Highest PE pressure rating, resistance to slow crack growth and rapid crack propagation.

*50 year warranty only applicable to C900/Eagle Loc 900, C909, AWWA C901/C906. Check www.jmeagle.com/warranty for full details.

SUBMITTAL AND DATA SHEET

HDPE IRON PIPE SIZE (IPS) PRESSURE PIPE

PIPE SIZE (IN)	AVG. O.D. (IN)	MIN. T. (IN)	AVG. I.D. (IN)	WGT (LBS/FT)	MIN. T. (IN)	AVG. I.D. (IN)	WGT (LBS/FT)	MIN. T. (IN)	AVG. I.D. (IN)	WGT (LBS/FT)
DR 7 (335 psi)					DR 9 (250 psi)			DR 11 (200 psi)		
4"	4.500	0.643	3.317	3.399	0.500	3.440	2.748	0.409	3.633	2.302
5"	5.563	0.795	3.747	5.195	0.618	4.109	4.199	0.506	4.338	3.521
6"	6.625	0.946	4.616	7.363	0.736	5.065	5.955	0.602	5.349	4.989
7"	7.125	1.018	5.056	8.521	0.792	5.446	6.892	0.648	5.751	5.775
8"	8.625	1.232	6.013	12.484	0.958	6.594	10.092	0.784	6.963	8.459
10"	10.750	1.536	7.494	19.398	1.194	8.219	15.678	0.977	8.679	13.140
12"	12.750	1.821	8.889	27.278	1.417	9.746	22.066	1.159	10.293	18.487
14"	14.000	2.000	9.760	32.895	1.556	10.107	26.606	1.273	11.301	22.296
16"	16.000	2.286	11.154	42.969	1.778	12.231	34.746	1.455	12.915	29.124
18"	18.000	2.571	12.549	54.370	2.000	13.760	43.971	1.636	14.532	36.842
20"	20.000	2.857	13.943	67.130	2.222	15.289	54.280	1.818	16.146	45.489
22"	22.000	3.143	15.337	81.234	2.444	16.819	65.675	2.000	17.760	55.047
24"	34.000	3.429	16.732	96.682	2.667	18.346	78.179	2.182	19.374	65.515
26"	26.000	-	-	-	2.889	19.857	91.745	2.364	20.988	76.894
28"	28.000	-	-	-	3.111	21.405	106.396	2.545	22.605	89.153
30"	30.000	-	-	-	3.333	22.934	122.131	2.727	24.219	102.351
32"	32.000	-	-	-	3.556	24.461	138.986	2.909	25.833	116.460
34"	34.000	-	-	-	3.778	25.991	156.893	3.091	27.447	131.479
36"	36.000	-	-	-	4.000	27.520	175.885	3.273	29.061	147.410
42"	42.000	-	-	-	-	-	-	3.818	33.905	200.61*

*



SUBMITTAL AND DATA SHEET

HDPE IRON PIPE SIZE (IPS) PRESSURE PIPE

PIPE SIZE (IN)	AVG. O.D. (IN)	MIN. T. (IN)	AVG. I.D. (IN)	WGT (LBS/FT)	MIN. T. (IN)	AVG. I.D. (IN)	WGT (LBS/FT)	MIN. T. (IN)	AVG. I.D. (IN)	WGT (LBS/FT)
DR 13.5 (160 psi)					DR 17 (125 psi)			DR 19 (111 psi)		
4	4.500	0.333	3.794	1.911	0.265	3.938	1.547	0.237	3.998	1.394
5	5.563	0.412	4.531	2.924	0.327	4.705	2.361	0.283	4.775	2.130
6	6.625	0.491	5.584	4.149	0.390	5.798	3.354	0.349	5.885	3.022
7	7.125	0.528	6.006	4.799	0.420	6.237	3.875	0.375	6.330	3.492
8	8.625	0.639	7.270	7.031	0.507	7.550	5.676	0.454	7.663	5.118
10	10.750	0.796	9.062	10.917	0.632	9.410	8.820	0.566	9.550	7.953
12	12.750	0.944	10.749	15.355	0.750	11.160	12.413	0.671	11.327	11.183
14	14.000	1.037	11.802	18.521	0.824	12.253	14.975	0.737	12.438	13.448
16	16.000	1.185	13.488	24.189	0.941	14.005	19.545	0.842	14.215	17.611
18	18.000	1.333	15.174	30.611	1.059	15.755	24.745	0.947	15.992	22.283
20	20.000	1.481	16.860	37.789	1.176	17.507	30.533	1.053	17.768	27.530
22	22.000	1.630	18.544	45.748	1.294	19.257	36.956	1.158	19.545	33.303
24	24.000	1.778	20.231	54.439	1.412	21.007	43.991	1.263	21.322	39.625
26	26.000	1.926	21.917	63.885	1.529	22.759	51.607	1.368	23.100	46.497
28	28.000	2.074	23.603	74.087	1.647	24.508	59.866	1.474	24.875	53.952
30	30.000	2.222	25.289	85.044	1.765	26.258	68.736	1.579	26.653	61.924
32	32.000	2.370	26.967	96.756	1.882	28.010	78.181	1.684	28.430	70.445
34	34.000	2.519	28.660	109.263	2.000	29.760	88.274	1.790	30.205	79.515
36	36.000	2.667	30.346	122.488	2.118	31.510	98.980	1.895	31.983	89.179
42	42.000	3.111	35.404	166.696	2.471	36.761	134.724	2.211	37.314	121.391
48	48.000	3.556	40.462	217.757	2.824	42.013	175.966	2.526	42.644	158.502
54	54.000	4.000	45.520	275.568	3.176	47.265	222.641	2.842	47.975	200.620
63	63.000	-	-	-	3.706	55.143	303.090	3.316	55.970	273.093
65	65.000	-	-	-	3.824	56.893	322.667	3.421	57.747	290.686

SUBMITTAL AND DATA SHEET

HDPE IRON PIPE SIZE (IPS) PRESSURE PIPE

PIPE SIZE (IN)	AVG. O.D. (IN)	MIN. T. (IN)	AVG. I.D. (IN)	WGT (LBS/FT)	MIN. T. (IN)	AVG. I.D. (IN)	WGT (LBS/FT)	MIN. T. (IN)	AVG. I.D. (IN)	WGT (LBS/FT)
		DR 21 (100 psi)			DR 26 (80 psi)			DR 32.5 (63 psi)		
4	4.500	0.214	4.046	1.266	0.173	4.133	1.033	0.138	4.207	0.831
5	5.563	0.265	4.832	1.937	0.214	4.936	1.581	0.171	5.025	1.274
6	6.625	0.315	5.957	2.743	0.255	6.084	2.243	0.204	6.193	1.810
7	7.125	0.340	6.406	3.175	0.274	6.544	2.592	0.219	6.661	2.089
8	8.625	0.411	7.754	4.659	0.332	7.921	3.802	0.265	8.063	3.061
10	10.750	0.512	9.665	7.235	0.413	9.874	5.896	0.331	10.048	4.765
12	12.750	0.607	11.463	10.174	0.490	11.711	8.297	0.392	11.919	6.694
14	14.000	0.667	12.586	12.275	0.538	12.895	10.003	0.431	13.086	8.081
16	16.000	0.762	14.385	16.027	0.615	14.696	13.068	0.492	14.957	10.543
18	18.000	0.857	16.183	20.279	0.692	16.533	16.542	0.554	16.826	13.355
20	20.000	0.952	17.982	25.030	0.769	18.370	20.425	0.615	18.969	16.474
22	22.000	1.048	19.778	30.308	0.846	20.206	24.717	0.677	20.565	19.947
24	24.000	1.143	21.577	36.061	0.923	22.043	29.418	0.738	22.435	23.722
26	26.000	1.238	23.375	42.314	1.000	23.880	34.529	0.800	24.304	27.858
28	28.000	1.333	25.174	49.066	1.077	25.717	40.048	0.862	26.173	32.325
30	30.000	1.429	26.971	56.356	1.154	27.554	45.976	0.923	28.043	37.086
32	32.000	1.542	28.730	64.110	1.231	29.390	52.313	0.985	29.912	42.215
34	34.000	1.619	30.568	72.363	1.308	31.227	59.060	1.046	31.782	47.632
36	36.000	1.714	32.366	81.116	1.385	33.064	66.215	1.108	33.651	53.422
42	42.000	2.000	37.760	110.426	1.615	38.576	90.082	1.292	39.261	72.678
48	48.000	2.286	43.154	144.247	1.846	44.086	117.675	1.477	44.869	94.953
54	54.000	2.571	48.549	182.513	2.077	49.597	148.950	1.662	50.447	120.201
63	63.000	3.000	56.640	248.459	2.423	57.863	202.724	1.938	58.891	163.525
65	65.000	3.095	58.439	264.466	2.500	59.700	215.806	2.000	60.760	174.112

SUBMITTAL AND DATA SHEET

HDPE IRON PIPE SIZE (IPS) PRESSURE PIPE

PIPE SIZE (IN)	AVG. O.D. (IN)	MIN. T. (IN)	AVG. I.D. (IN)	APPROX. WGT (LBS/FT)
DR 41 (50 psi)				
30	30.000	0.732	28.448	29.617
32	32.000	0.780	30.346	33.663
34	34.000	0.829	32.243	38.014
36	36.000	0.878	34.139	42.629
42	42.000	1.024	39.829	58.005
48	48.000	1.171	45.517	75.806
54	54.000	1.317	51.208	95.916

PRODUCT STANDARD

ANSI/AWWA C906
ASTM F714
FM1613 4" ~ 24" DR 7, 9, 11

PIPE COMPOUND

PPI TR-4 PE 4710, ASTM D3350
Cell Class 445574 C/E

NOMINAL LAYING LENGTH

40/50 feet

(Laying length tolerances are in accordance with AWWA and ASTM standards) Coil option available upon request for size 6" and below.

ADDITIONAL OPTION

Perforated (4" - 8")*

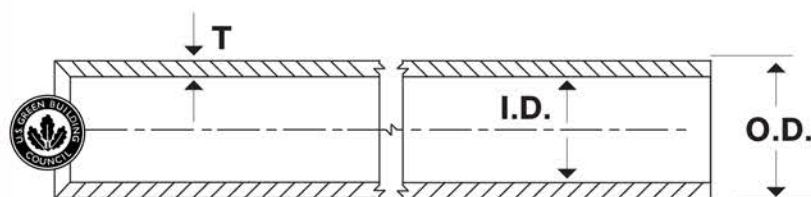
CERTIFICATIONS

ANSI/NSF 61,
ANSI/NSF 14

INSTALLATION

JM Eagle™ HDPE Water/Sewer
Installation Guide

Manning Coefficient (n) = 0.009 -
Hazen-Williams Coefficient (c) = 150



I.D. - Inside Diameter **O.D.** - Outside Diameter **T** - Wall Thickness



SUBMITTAL AND DATA SHEET

HDPE IRON PIPE SIZE (IPS) PRESSURE PIPE

PIPE SIZE (IN)	AVG. O.D. (IN)	MIN. T. (IN)	AVG. I.D. (IN)	APPROX. WGT (LBS/FT)
DR 41 (50 psi)				
30	30.000	0.732	28.448	29.617
32	32.000	0.780	30.346	33.663
34	34.000	0.829	32.243	38.014
36	36.000	0.878	34.139	42.629
42	42.000	1.024	39.829	58.005
48	48.000	1.171	45.517	75.806
54	54.000	1.317	51.208	95.916

PRODUCT STANDARD

ANSI/AWWA C906
ASTM F714
FM1613 4" ~ 24" DR 7, 9, 11

PIPE COMPOUND

PPI TR-4 PE 4710, ASTM D3350
Cell Class 445574 C/E

NOMINAL LAYING LENGTH

40/50 feet

(Laying length tolerances are in accordance with AWWA and ASTM standards) Coil option available upon request for size 6" and below.

ADDITIONAL OPTION

Perforated (4" - 8")*

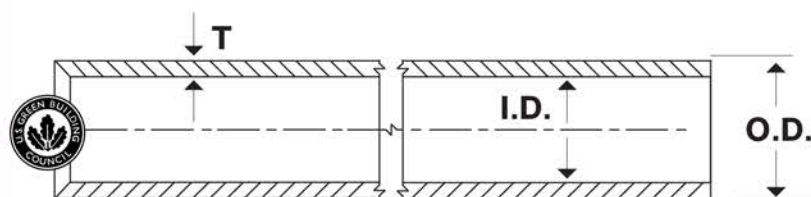
CERTIFICATIONS

ANSI/NSF 61,
ANSI/NSF 14

INSTALLATION

JM Eagle™ HDPE Water/Sewer
Installation Guide

Manning Coefficient (n) = 0.009 -
Hazen-Williams Coefficient (c) = 150



I.D. - Inside Diameter **O.D.** - Outside Diameter **T** - Wall Thickness





HDPE

HDPE WATER/SEWER DIPS

PRESSURE-RATED PE PIPE

[Product One Sheet >](#)

HDPE Water/Sewer | DIPS



MADE IN AMERICA

PRESSURE-RATED PE PIPE



ANSI/AWWA C906, ASTM F714, FM1613
ASTM D3350 Cell Class 445574C/E (CC3-Potable water only FM1613),
PPI (TR-4) PE 4710 ANSI/NSF 61/14

MARKETS

POTABLE RECLAIM SEWER DRAINAGE REHABILITATION FIRE PROTECTION

DESCRIPTION

Standard HDPE



HDPE WATER/SEWER - IPS

Nominal Laying Length:

40/50 feet

(Laying length tolerances are in accordance with AWWA and ASTM standards)

PIPE SIZES

4", 6", 8", 10", 12",
14", 16", 18", 20",
24", 30", 36", 42",
48"

PIPE COLOR

BLACK

ADDITIONAL OPTIONS

Perforated*: 4", 6", 8"

BLACK W/ COLOR STRIPES:



BLACK/BLUE



BLACK/GREEN

BLACK/PURPLE

ADDITIONAL COLOR OPTIONS

GREY

AWWA C906

DR 7	335 psi
DR 9	250 psi
DR 11	200 psi
DR 13.5	160 psi
DR 17	125 psi

AWWA C906

DR 19	111 psi
DR 21	100 psi
DR 26	80 psi
DR 32.5	63 psi



BENEFITS



INSTALLATION

- Lightweight, with long laying length, great for easy transportation and installation.
- Pipe applicable for open-trench and slip-lining installation.

FEATURES

- Extremely durable, corrosive, gouging and abrasion resistant.
- Features 100 years design life per Florida DOT.
- Great flexibility, and highly suitable for earthquake-prone areas.
- Highest PE pressure rating, resistance to slow crack growth and rapid crack propagation.

*50 year warranty only applicable to C900/Eagle Loc 900, C909, AWWA C901/C906. Check www.jmeagle.com/warranty for full details.

SUBMITTAL AND DATA SHEET

HDPE DUCTILE IRON OUTSIDE DIAMETER PRESSURE PIPE

PIPE SIZE (IN)	AVG. O.D. (IN)	MIN. T. (IN)	AVG. I.D. (IN)	WGT (LBS/FT)	MIN. T. (IN)	AVG. I.D. (IN)	WGT (LBS/FT)	MIN. T. (IN)	AVG. I.D. (IN)	WGT (LBS/FT)
		DR 7 (335 psi)			DR 9 (250 psi)			DR 11 (200 psi)		
4*	4.800	0.686	3.346	3.868	0.533	3.670	3.125	0.436	3.876	2.618
6*	6.900	0.986	4.868	7.992	0.767	5.274	6.463	0.627	5.571	5.412
8*	9.050	1.293	6.309	13.747	1.006	6.917	11.119	0.823	7.305	9.317
10*	11.100	1.586	7.738	20.681	1.233	8.486	16.717	1.009	8.961	14.012
12*	13.200	1.886	9.202	29.247	1.467	10.090	23.651	1.200	10.656	19.817
14*	15.300	2.186	10.666	39.292	1.700	11.696	31.769	1.391	12.351	26.625
16*	17.400	2.486	12.130	50.818	1.933	13.302	41.082	1.582	14.046	34.437
18*	19.500	2.786	13.594	63.824	2.167	14.906	51.612	1.773	15.741	43.253
20*	21.600	3.086	15.058	78.310	2.400	16.512	63.318	1.964	17.436	53.072
24*	25.800	-	-	-	2.867	19.722	90.345	2.345	20.829	75.692
30	32.000	-	-	-	3.556	24.461	138.986	2.909	25.833	116.460
36	38.300	-	-	-	4.256	29.277	199.095	3.482	30.918	166.842
42	-	-	-	-	-	-	-	4.045	35.925	225.198
		DR 13.5 (160 psi)			DR 17 (125 psi)			DR 19 (111 psi)		
4	4.800	0.356	4.045	2.179	0.282	4.202	1.757	0.253	4.264	1.587
6	6.900	0.511	5.817	4.498	0.406	6.039	3.636	0.363	6.130	3.274
8	9.050	0.670	7.630	7.736	0.532	7.922	6.250	0.476	8.041	5.631
10	11.100	0.822	9.375	11.640	0.653	9.761	9.409	0.584	9.862	8.474
12	13.200	0.978	11.127	16.469	0.776	11.555	13.297	0.695	11.727	11.992
14	15.300	1.133	12.898	22.116	0.900	13.392	17.875	0.805	13.593	16.101
16	17.400	1.289	14.667	28.613	1.024	15.229	23.129	0.916	15.458	20.835
18	19.500	1.444	16.439	35.924	1.147	17.068	29.035	1.026	17.325	26.154
20	21.600	1.600	18.208	44.090	1.271	18.905	35.638	1.137	19.190	32.104
24	25.800	1.911	21.749	62.901	1.518	22.582	50.840	1.358	22.921	45.801
30	32.000	2.370	26.976	96.756	1.882	28.123	78.181	1.684	28.430	70.445
36	38.300	2.837	32.286	138.622	2.253	33.524	112.017	2.016	34.026	100.935
42	44.500	3.296	37.512	187.122	2.618	38.950	151.235	2.342	39.535	136.240
48	50.800	3.763	42.822	243.878	2.988	44.465	197.049	2.674	45.131	177.574



SUBMITTAL AND DATA SHEET

HDPE DUCTILE IRON OUTSIDE DIAMETER PRESSURE PIPE

PIPE SIZE (IN)	AVG. O.D. (IN)	MIN. T. (IN)	AVG. I.D. (IN)	WGT (LBS/FT)	MIN. T. (IN)	AVG. I.D. (IN)	WGT (LBS/FT)	MIN. T. (IN)	AVG. I.D. (IN)	WGT (LBS/FT)
DR 21 (100 psi)					DR 26 (80 psi)			DR 32.5 (63 psi)		
4	4.800	0.229	4.315	1.444	0.185	4.408	1.179	0.148	4.486	0.951
6	6.900	0.329	6.203	2.984	0.265	6.338	2.428	0.212	6.451	1.959
8	9.050	0.431	8.136	5.127	0.348	8.312	4.182	0.278	8.461	3.369
10	11.100	0.529	9.979	7.718	0.427	10.195	6.294	0.342	10.375	5.084
12	13.200	0.629	11.867	10.914	0.508	12.123	8.905	0.406	12.339	7.177
14	15.300	0.729	13.755	14.662	0.588	14.053	11.948	0.471	14.301	9.651
16	17.400	0.829	15.643	18.962	0.669	15.982	15.459	0.535	16.429	12.468
18	19.500	0.929	17.531	23.814	0.750	17.910	19.422	0.600	18.228	15.670
20	21.600	1.029	19.419	29.218	0.831	19.838	23.837	0.665	20.190	19.237
24	25.800	1.229	23.195	41.682	0.992	23.697	33.989	0.794	24.117	27.436
30	32.000	1.524	28.769	64.110	1.231	23.390	52.313	0.985	29.912	42.215
36	38.300	1.824	34.433	91.836	1.473	35.177	74.922	1.178	35.873	60.427
42	44.500	2.119	40.008	123.961	1.712	40.871	101.174	1.369	41.480	81.593
48	50.800	2.419	45.672	161.545	1.954	46.658	131.825	1.563	47.486	106.343

PRODUCT STANDARD

ANSI/AWWA C906
ASTM F714,
FM1613 4" ~ 24" DR 7, 9, 11

PIPE COMPOUND

ASTM D3350 Cell Class
445574 C/E (CC3-Potable water only)

NOMINAL LAYING LENGTH

40/50 feet

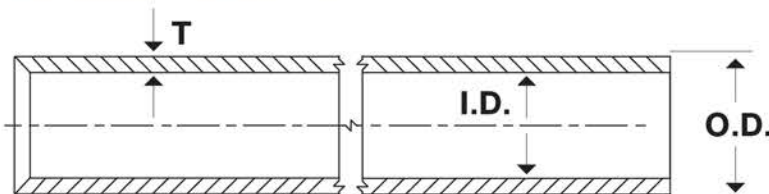
(Laying length tolerances are in accordance with AWWA and ASTM standards)

ADDITIONAL OPTION

Perforated (4" - 8")*

CERTIFICATIONS

ANSI/NSF 61,
ANSI/NSF 14



I.D. - Inside Diameter **O.D.** - Outside Diameter **T** - Wall Thickness

INSTALLATION

JM Eagle™ HDPE Water/Sewer
Installation Guide

Manning Coefficient (n) = 0.009 -
Hazen-Williams Coefficient (c) = 150





HDPE

HDPE WATER/SEWER IPS/CTS

SMALL DIAMETER PRESSURE-RATED
HDPE PIPE

Product One Sheet >

HDPE Water/Sewer | IPS/CTS

SMALL DIAMETER PRESSURE-RATED HDPE PIPE



ANSI/AWWA C901, ASTM D3035, ASTM D2737, ASTM D3350
Cell Class 445574C/E (CC3-Potable water only), PPI (TR-4) PE 4710
ANSI/NSF 61/14

MARKETS



POTABLE



WATER DISTRIBUTION



RECLAIM



SEWER



DRAINAGE



REHABILITATION

DESCRIPTION

HDPE IPS/CTS



HDPE WATER/SEWER - IPS/CTS

Nominal Laying Length:

40 feet, Coil

(Laying length tolerances are in accordance with AWWA and ASTM standards)

PIPE SIZES

IPS:

3/4", 1", 1 1/4", 1 1/2", 2", 3"

CTS:

3/4", 1", 1 1/4", 1 1/2", 2"

PIPE COLOR

BLACK

GREY



BLACK/BLUE

BLACK/GREEN

BLACK/PURPLE

AWWA C901

IPS/CTS

SDR 9

250 psi



BENEFITS



INSTALLATION

- Lightweight, with long laying length, great for easy transportation and installation.
- Pipe applicable for open-trench and slip-lining installation.

FEATURES

- Extremely durable, corrosive, gouging and abrasion resistant.
- Features 100 years design life per Florida DOT.
- Great flexibility, and highly suitable for earthquake-prone areas.
- Highest PE pressure rating, resistance to slow crack growth and rapid crack propagation.

*50 year warranty only applicable to C900/Eagle Loc 900, C909, AWWA C901/C906. Check www.jmeagle.com/warranty for full details.

HDPE Water/Sewer | IPS/CTS

SMALL DIAMETER PRESSURE-RATED HDPE PIPE



SUBMITTAL AND DATA SHEET



IPS PRESSURE PIPE

PIPE SIZE (IN)	AVG. O.D. (IN)	MIN. T. (IN)	AVG. I.D. (IN)	WGT (LBS/FT)
SDR 9 (250 psi)				
3/4	1.050	0.117	0.801	0.150
1	1.315	0.146	1.005	0.234
1 1/4	1.660	0.184	1.269	0.373
1 1/2	1.900	0.211	1.452	0.489
2	2.375	0.264	1.815	0.765
3	3.500	0.389	2.675	1.662

PRODUCT STANDARD

ANSI/AWWA C901,
ASTM D3035,

CERTIFICATIONS

ANSI/NSF 61,
ANSI/NSF 14*

NOMINAL LAYING LENGTH

40 feet, Coil

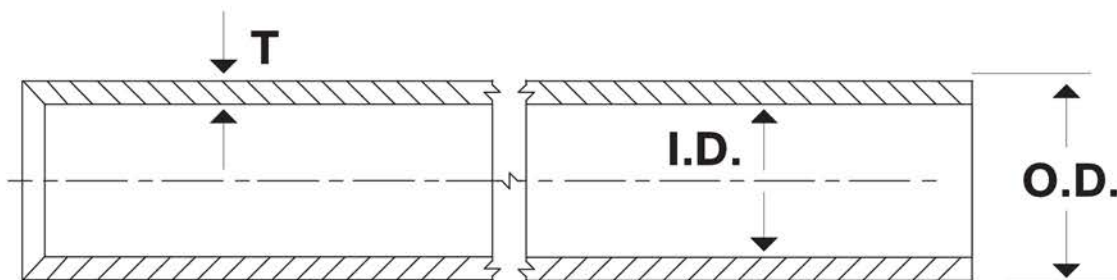
(Laying length tolerances are in
accordance with AWWA and ASTM
standards)

PIPE COMPOUND

PPI TR-4 PE 4710,
ASTM D3350 Cell Class,
445574 CC3

INSTALLATION

JM Eagle™ HDPE Water/Sewer
Installation Guide



I.D. - Inside Diameter **O.D.** - Outside Diameter **T** - Wall Thickness

HDPE Water/Sewer | IPS/CTS

SMALL DIAMETER PRESSURE-RATED HDPE PIPE



SUBMITTAL AND DATA SHEET



CTS PRESSURE PIPE

PIPE SIZE (IN)	AVG. O.D. (IN)	MIN. T. (IN)	AVG. I.D. (IN)	WGT (LBS/FT)
SDR 9 (250 psi)				
3/4	0.875	0.097	0.669	0.103
1	1.125	0.125	0.860	0.171
1 1/4	1.375	0.153	1.050	0.256
1 1/2	1.625	0.181	1.241	0.359
2	2.125	0.236	1.624	0.612

PRODUCT STANDARD

ANSI/AWWA C901,
ASTM D2737

CERTIFICATIONS

ANSI/NSF 61,
ANSI/NSF 14*

NOMINAL LAYING LENGTH

40 feet, Coil

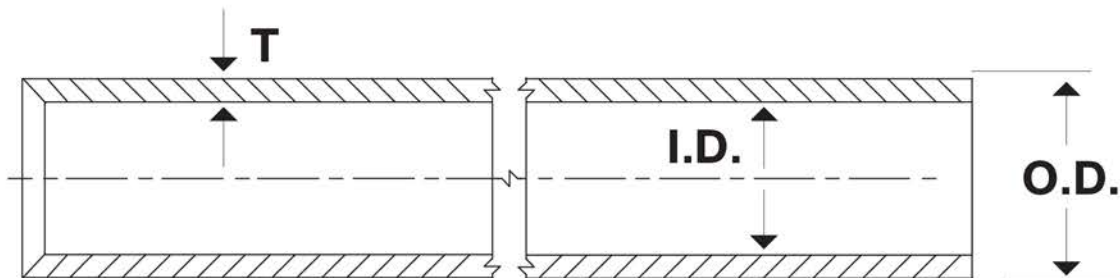
(Laying length tolerances are in
accordance with AWWA and ASTM
standards)

PIPE COMPOUND

PPI TR-4 PE 4710,
ASTM D3350 Cell Class,
445574 CC3

INSTALLATION

JM Eagle™ HDPE Water/Sewer
Installation Guide



I.D. - Inside Diameter **O.D.** - Outside Diameter **T** - Wall Thickness



WATERWORK DIVISION

PURE CORE

HIGH-DENSITY POLYETHYLENE PIPES

Product One Sheet >

PURE CORE™



MADE IN AMERICA



NSF-61
CELL CLASS 445574 A/E

APPLICATIONS

JM Eagle's Pure Core™ high-density polyethylene pipes and tubing are suitable for water service lines, irrigation, landscaping, manufacturing, and all potable water needs.

DESCRIPTION



PURE CORE HDPE

Nominal Laying Length:

100/500 foot, Coil

*suitable for underground installations.

PIPE SIZES

3/4", 1"

PIPE COLOR

BLUE

(It meets the requirements by an increasing number of cities to color-code water lines.)

Service Line CTS

PRESSURE CLASS 250 psi



BENEFITS

JM Eagle's Pure Core™ pipe and tubing is the superior choice for water service lines because it:

- Does not rust, corrode or accumulate mineral deposits or chemicals.
- Resists growth of algae, bacteria and fungi.
- Boasts high flexibility, allowing it to be curved over, under and around obstacles for easy installation.
- Up to 77% lighter than copper tubing.
- Facilitates rapid, joint-free installation with long coil lengths.
- Features color-coded tags for easy identification of product and pressure rating.



SUBMITTAL AND DATA SHEET



CTS PRESSURE PIPE

PIPE SIZE (IN)	AVG. O.D. (IN)	AVG. I.D. (IN)	MIN. T. (IN)	APPROX. WGT (LBS/100')
PRESSURE CLASS: 250 psi				
3/4	0.875	0.670	0.097	10.370
1	1.125	0.860	0.125	17.180





HDPE


EAGLE GREEN PE

ECO-FRIENDLY/NON-PRESSURE RATED
- RECYCLED HDPE CORRUGATED PIPE

Product One Sheet >

EAGLE GREEN PE | SINGLE/DUAL WALL

ECO-FRIENDLY/NON-PRESSURE RATED - RECYCLED HDPE CORRUGATED PIPE

 ASTM F667, ASTM F2648/F2648M
ASTM D3350 Cell Class 424420C/E
435400C/E



MADE IN AMERICA

MARKETS



DRAINAGE



IRRIGATION

DESCRIPTION



SINGLE WALL

Shall be joined together using snap and/or split couplers. Full line of soil tight fittings available upon requests.

PIPE SIZES

4" , 6"

PIPE COLOR

BLACK

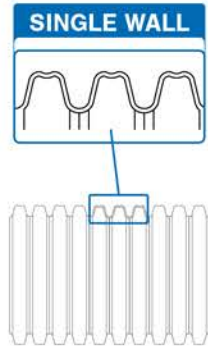
ADDITIONAL OPTIONS

Nominal Laying Length: Coil

4" 100/250 feet 6" 100 feet

(Laying length tolerances are in accordance with ASTM standards)
(Coil Option: Available upon request)

Perforated*



DUAL WALL

Features an integral bell and dual spigot for superior water-tight (10.8 psi) connection. Full line of water-tight fabricated fittings are available upon request.

PIPE SIZES

4" , 6" , 8" , 10"
12" , 15" , 18"
24" , 30" , 36"
42" , 48" , 60"

PIPE COLOR

BLACK

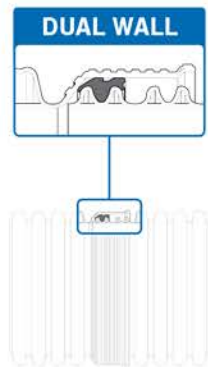
ADDITIONAL OPTIONS

Nominal Laying Length:

20 feet

(Laying length tolerances are in accordance with ASTM standards)

Perforated*



BENEFITS

INSTALLATION

- Lightweight, long laying length, easy transportation and installation.
- Features dual crown corrugation for greater pipe stiffness.
- Extremely durable. Corrosion, gouging, abrasion resistant.

FEATURES

- Superior strength-to-weight ratio.
- 100 years design life per Florida DOT.
- Flexible design supports H-25 live loads with a minimum cover of 1 foot, (except 60-inch: 2-foot cover).



*50 year warranty only applicable to C900/Eagle Loc 900, C909, AWWA C901/C906. Check www.jmeagle.com/warranty for full details.

EAGLE GREEN PE | SINGLE/DUAL WALL

ECO-FRIENDLY/NON-PRESSURE RATED - RECYCLED HDPE CORRUGATED PIPE



SUBMITTAL AND DATA SHEET

SINGLE WALL - PIPE FOR USE IN GRAVITY FLOW DRAINAGE

NOM I.D. IN (MM)	APPROX. O.D. (IN)	PIPE STIFFNESS (PSI)
4 (100)	4.732	35
6 (150)	6.870	35

PRODUCT STANDARD

ASTM F667

PIPE COMPOUND

ASTM D3350 Cells Class 424420C/E

ADDITIONAL OPTION

Perforated*, Coil*

NOMINAL LAYING LTN. COIL

4" 100/250 feet

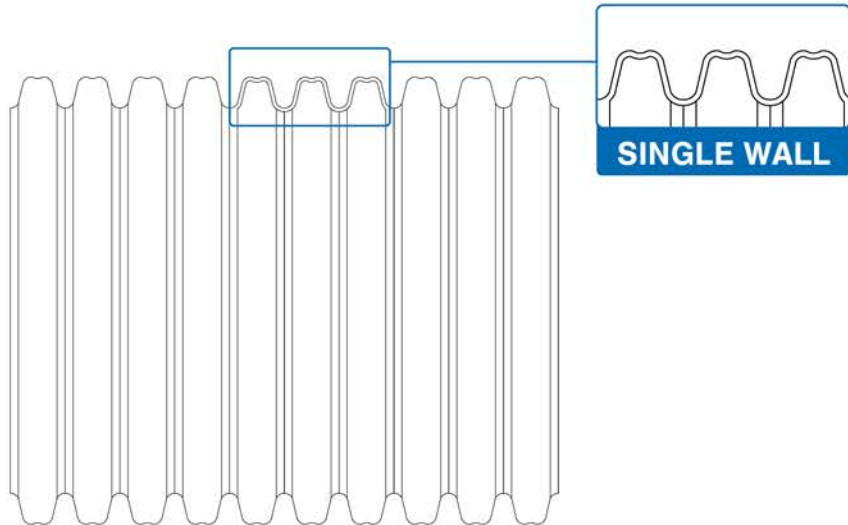
6" 100 feet

(Laying length tolerances
are in accordance with ASTM
standards)

INSTALLATION

ASTM D2321

JM Eagle™ Eagle Corr PE
Installation Guide



EAGLE GREEN PE | SINGLE/DUAL WALL

ECO-FRIENDLY/NON-PRESSURE RATED - RECYCLED HDPE CORRUGATED PIPE



SUBMITTAL AND DATA SHEET

DUAL WALL - PIPE FOR USE IN GRAVITY FLOW DRAINAGE

NOM I.D. IN (MM)	APPROX. O.D. (IN)	PIPE STIFFNESS (PSI)
4 (100)	4.732	50
6 (150)	6.870	50
8 (200)	9.110	50
10 (250)	11.420	50
12 (300)	14.280	50
15 (375)	17.490	42
18 (450)	20.830	40
24 (600)	27.530	34
30 (750)	34.630	28
36 (900)	41.530	22.5
42 (1050)	47.425	21
48 (1200)	53.835	20
60 (1500)	66.660	15

PRODUCT STANDARD

ASTM F2648/F2648M

PIPE COMPOUND

ASTM D3350 Cell Class 424420C/E
ASTM D3350 Cell Class 435400C/E

GASKET

ASTM F477

INTEGRAL BELL JOINT

ASTM D3212

ADDITIONAL OPTIONS

Perforated*

NOMINAL LAYING LTN.

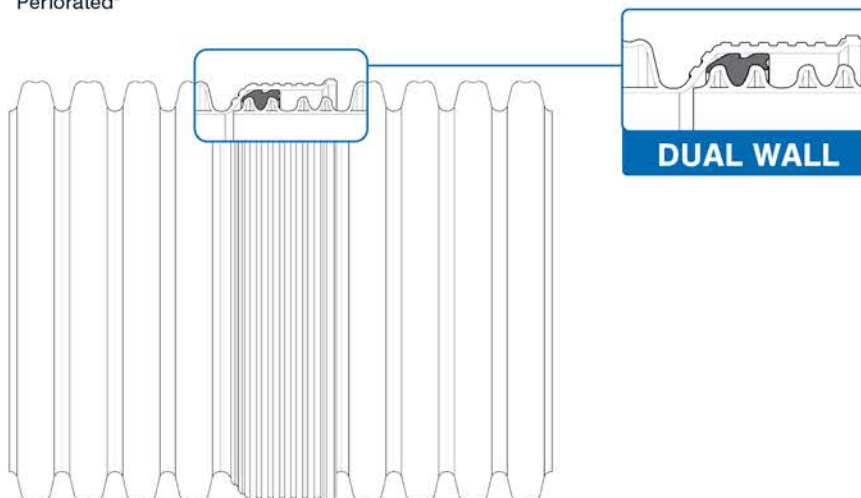
20 feet

(Laying length tolerances
are in accordance
with ASTM standards)

INSTALLATION

ASTM D2321
JM Eagle™ Eagle Corr PE
Installation Guide

Manning Coefficient (n) = 0.012





WATERWORK DIVISION



WAC15

WASTEWATER ACCESS CHAMBER

Product One Sheet >

WAC 15

WASTEWATER ACCESS CHAMBER



APPLICATIONS

The JM Eagle Wastewater Access Chamber (WAC 15) may be used in place of standard concrete manholes, cleanouts, dead-end manholes, or sampling ports, or used in any location in a sewage or storm drainage collection system that requires access for maintenance and inspection.

DESCRIPTION

WAC 15 features a body that is a sturdy 3/8-inch thick, with one-piece construction.

Its smooth interior improves the flow ($n = .009$) through molded inverts. It is large enough for easy insertion of CCTV equipment and high-pressure cleaning equipment, yet too small for human entry.

The water-tight lid with gasket installs in top of the riser. Due to its 15-inch size, the riser remains independent of the standard ring and cover.



BENEFITS

WAC 15 not only provides a long-lasting, cost-effective alternative to concrete, it is also effective in minimizing the dangers involved in human entry into confined spaces.

- It is lightweight for easy handling at the job site and light in color for better visibility in the interior.
- It is economical compared to conventional manholes, incurring lower installation costs and offering corrosion resistance, resistance to damage in shipping, flexibility under earth loads and watertight performance.
- Its smooth interior reduces cleaning frequency, and maintenance is simplified with no man entry and resistance to damage from mechanical cleaning equipment.



15" WAC PRODUCT SPECIFICATION

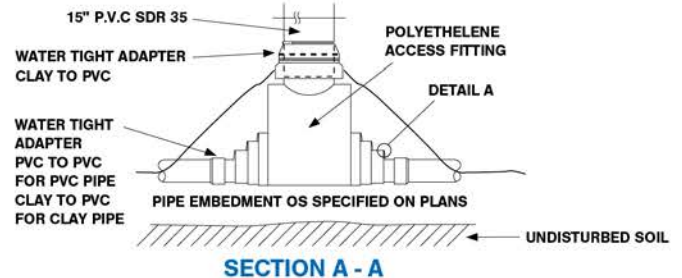
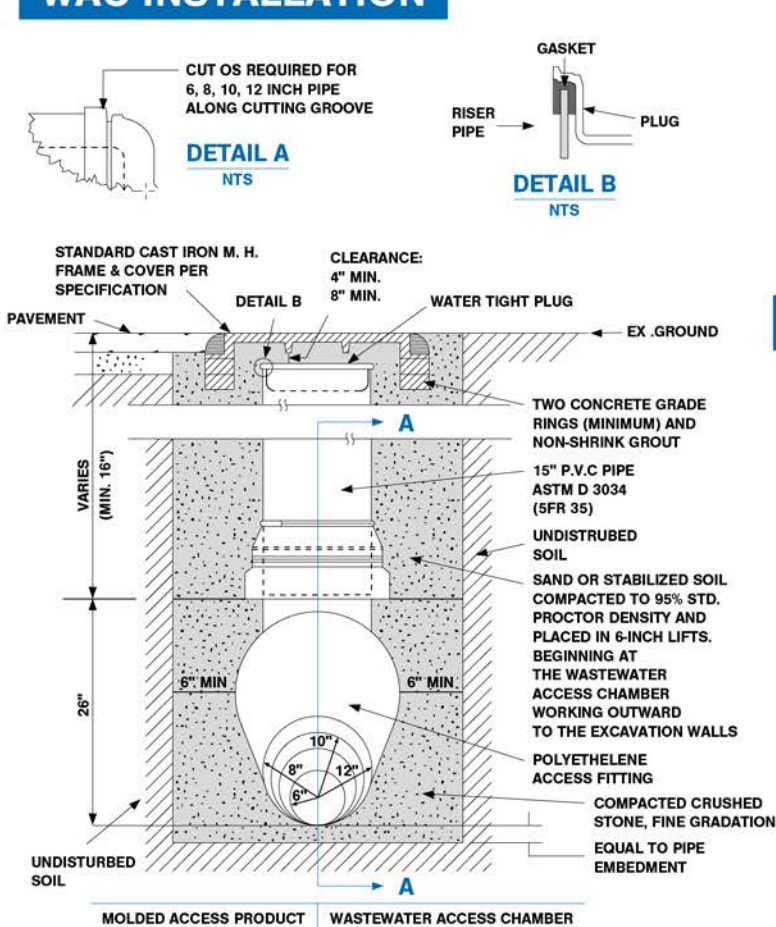
General

The Wastewater Access Chamber (WAC) may be used in place of standard concrete manholes, cleanouts, dead-end manholes, or sampling ports, or used in any location in a sewage or storm drainage collection system that requires access for maintenance and inspection equipment, without man entry. The chamber body is a one-piece, rotational molded polyethylene unit that is corrosion resistant, lightweight and designed for use in both traffic and non-traffic locations where the sewer pipe is 9-, 8-, 10- or 12 inches in diameter. The chamber is adaptable to clay, cast iron, ductile iron, PVC or concrete pipe through use of flexible couplings.

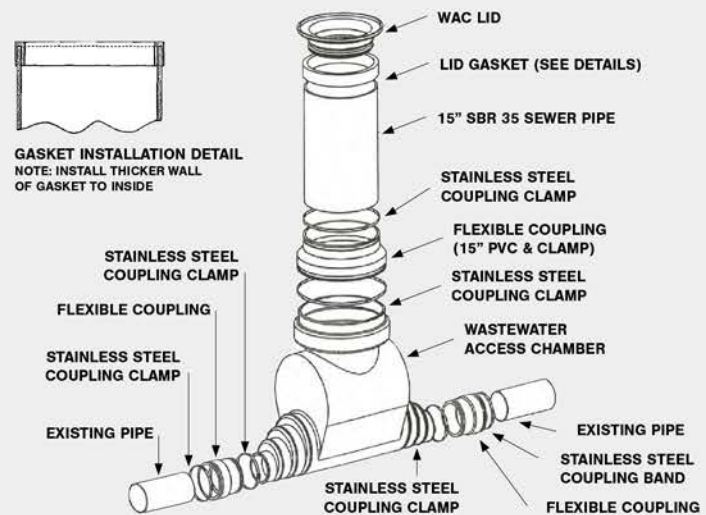
PHYSICAL DIMENSIONS

- Length of body shall be 43.75" +/- 0.50"
- Height shall be 37.75" +/- 0.50"
- Thickness shall be an average of 0.375"
- Width shall be 18.75" +/- 0.50"

WAC INSTALLATION



DIMENSIONS OF BODY



EXPLODED VIEW OF WAC 15



Waterwork Sales Team:
310-693-8411

For more information visit:
www.JMEagle.com

**WATCH OUR
MCNARY
PLANT FILM**

