

HDPE Water Service | IPS/CTS/SIDR

SMALL DIAMETER PRESSURE-RATED HDPE PIPE



ANSI/AWWA C901

ASTM D3035, ASTM F714, ASTM D2737, ASTM D2239



DELIVERING GOOD WATER TO YOU

MARKETS



Water Distribution

DESCRIPTION



HDPE IPS/CTS/SIDR

PIPE SIZES

Nominal Laying Length: 40 feet, Coil *(Laying length tolerances are in accordance with AWWA and ASTM standards)*

IPS: $\frac{3}{4}$ ", 1", $1\frac{1}{4}$ ", $1\frac{1}{2}$ ", 2", 3"

Nominal Laying Length: 40 feet, Coil *(Laying length tolerances are in accordance with AWWA and ASTM standards)*

CTS / SIDR: $\frac{3}{4}$ ", 1", $1\frac{1}{4}$ ", $1\frac{1}{2}$ ", 2"

PIPE COLORS

■ Black ■ Black/Blue Stripes ■ Black/Purple Stripes

CTS / SIDR ADDITIONAL PIPE COLOR

■ Blue/White Core


AWWA C901

IPS / CTS

SDR 9 250 psi

SIDR

SIDR 7 250 psi



BENEFITS

INSTALLATION

Lightweight, with long laying length, great for easy transportation and installation.

Pipe applicable for open-trench and slip-lining installation.

FEATURES

Extremely durable, corrosive, gouging and abrasion resistant.

Features 100 years design life per Florida DOT.

Great flexibility, and highly suitable for earthquake-prone areas.

Highest PE pressure rating, resistance to slow crack growth and rapid crack propagation.

Made in America

JM Eagle
50 YEAR
WARRANTY
ON PLASTIC PIPE

HDPE Water Service | IPS/CTS/SIDR

SMALL DIAMETER PRESSURE-RATED HDPE PIPE



SUBMITTAL AND DATA SHEET

IPS PRESSURE PIPE

| PIPE SIZE (IN) | AVG.O.D. (IN) | MIN. T. (IN) | AVG I.D. (IN) | WGT (LBS/FT) |
|-----------------|---------------|--------------|---------------|--------------|
| SDR 9 (250 psi) | | | | |
| ¾ | 1.050 | 0.117 | 0.802 | 0.15 |
| 1 | 1.315 | 0.146 | 1.005 | 0.23 |
| 1¼ | 1.660 | 0.184 | 1.270 | 0.37 |
| 1½ | 1.900 | 0.211 | 1.453 | 0.49 |
| 2 | 2.375 | 0.264 | 1.815 | 0.77 |
| 3 | 3.500 | 0.389 | 2.675 | 1.66 |

Product Standard:

ANSI/AWWA C901, ASTM D3035, ASTM F714 (3" only)

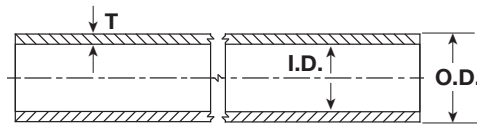
Pipe Compound: PPI TR-4 PE 4710, ASTM D3350 Cell Class, 445574 CC3

Certification: ANSI/NSF 61, ANSI/NSF 14*

Nominal Laying Length: 40 feet, Coil

(Laying length tolerances are in accordance with AWWA and ASTM standards)

Installation: JM Eagle™ Water/Sewer Installation Guide



T: (Wall Thickness) I.D.: (Inside Diameter) O.D.: (Outside Diameter)

CTS PRESSURE PIPE

| PIPE SIZE (IN) | AVG.O.D. (IN) | MIN. T. (IN) | AVG I.D. (IN) | WGT (LBS/FT) |
|-----------------|---------------|--------------|---------------|--------------|
| SDR 9 (250 psi) | | | | |
| ¾ | 0.875 | 0.097 | 0.669 | 0.10 |
| 1 | 1.125 | 0.125 | 0.860 | 0.17 |
| 1¼ | 1.375 | 0.153 | 1.051 | 0.26 |
| 1½ | 1.625 | 0.181 | 1.241 | 0.36 |
| 2 | 2.125 | 0.236 | 1.625 | 0.61 |

Product Standard:

ANSI/AWWA C901, ASTM D2737

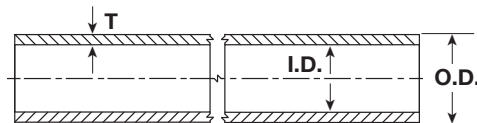
Pipe Compound: PPI TR-4 PE 4710, ASTM D3350 Cell Class, 445574 CC3

Certification: ANSI/NSF 61, ANSI/NSF 14*

Nominal Laying Length: 40 feet, Coil

(Laying length tolerances are in accordance with AWWA and ASTM standards)

Installation: JM Eagle™ Water/Sewer Installation Guide



T: (Wall Thickness) I.D.: (Inside Diameter) O.D.: (Outside Diameter)

SIDR PRESSURE PIPE

| PIPE SIZE (IN) | MIN. T. (IN) | AVG I.D. (IN) | WGT (LBS/FT) |
|------------------|--------------|---------------|--------------|
| SIDR 7 (250 psi) | | | |
| ¾ | 0.118 | 0.824 | 0.15 |
| 1 | 0.150 | 1.049 | 0.25 |
| 1¼ | 0.197 | 1.380 | 0.43 |
| 1½ | 0.230 | 1.610 | 0.59 |
| 2 | 0.295 | 2.067 | 0.97 |

Product Standard:

ANSI/AWWA C901, ASTM D2239

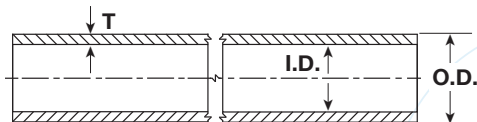
Pipe Compound: PPI TR-4 PE 4710, ASTM D3350 Cell Class, 445574 CC3

Certification: ANSI/NSF 61, ANSI/NSF 14*

Nominal Laying Length: 40 feet, Coil

(Laying length tolerances are in accordance with AWWA and ASTM standards)

Installation: JM Eagle™ Water/Sewer Installation Guide



T: (Wall Thickness) I.D.: (Inside Diameter) O.D.: (Outside Diameter)

Manning Coefficient (n) = 0.009 • Hazen-Williams Coefficient (c) = 150
* Supply may vary based on plant location. Please call regarding availability.

